

**Get Tiki**

Get your preferred Tiki version in your preferred way

[Learn more about versions](#) [How to upgrade](#) [See all versions](#)

## 15.2 - Current stable (LTS)

The current stable version is for those looking for the latest and greatest of Tiki features.

Tiki 15 branch is also the current LTS ("Long Term Support") release.

**Did you upgrade?**

Remember to upgrade to the latest version of your Tiki to stay safe.

[See this article for more details.](#)



**Search**

Find

**doc.tiki.org**

- Home
- All the documentation
- Troubleshooting
- Tutorials / HowTo Tiki
- New in version\_ -
- Tiki Reference Guide
- Tiki Installation Guide

**Bootstrap**

- Bootstrap Questions -

**AdminGuide**

- Tiki Administrator Guide -

**Keywords**

Keywords serve as "hubs" for navigation within the Tiki documentation. They correspond to development keywords (bug reports and feature requests):

- Accessibility (WAI and 508)
- Accounting (7.x)
- Articles and Submissions
- Backlinks
- Banners
- Batch (6.x)
- BigBlueButton audio/video

**Latest Changes**

1. PluginVersions
2. Tiki16

How to upgrade Tiki (Cached)

[Upgrade](#) [Installation](#)

Tiki Installation Guide » Upgrade

## Upgrade your Tiki site

Upgrading Tiki is very similar to its **installation**. Upgrading is a **one-way process**. There is no way to downgrade, although you may revert to a previous version by **restoring a backup**. Before undertaking a major upgrade (e.g. from 6.x to 8.x) perform a test upgrade on a non-production site before proceeding with the real upgrade.

### Do I need to upgrade?

It is recommended that you always upgrade to minor versions (e.g. from 7.3 to 7.4) of your current release to **remove security vulnerabilities**. Some versions of Tiki are listed as **Long Term Support** which means developers are continuing with security patches and bug fixes on that version for an extended period of time. Minor version upgrades are unlikely to cause problems.

Major upgrades introduce new features, but existing features, themes, plugins and modules may not function as they did before. A test upgrade is strongly recommended.


### Overview: How an upgrade works


1. **Backup** all the files and database from your current installation.
2. Unpack the new version, preferably into an empty folder.
3. Copy any custom files (css, uploaded files and images, custom templates) from your backup.
4. Run the installer (tiki-install.php) which upgrades the database


**Do I really need to download and then upload the whole thing using FTP?** For some upgrades a "patch version" is available, if only a few files have been modified. Alternatively there are some **automated scripts** which can take care of the upgrade process for you.

**Other alternatives to FTP:** Rather than downloading and re-uploading the whole package, use commands `svn` or `wget` ask your hosting...

Stream instantly with no lock-in contract  
\*Requires internet, data and a compatible device.  
Report a problem with ad content



 **Tiki Wiki CMS Groupware**  
Learn more: check out screenshots, reviews, and more. We'll take you there in a few moments.  
Problems with the download? Please use this [direct link](#), or try another [mirror](#).

Mirror provided by: 

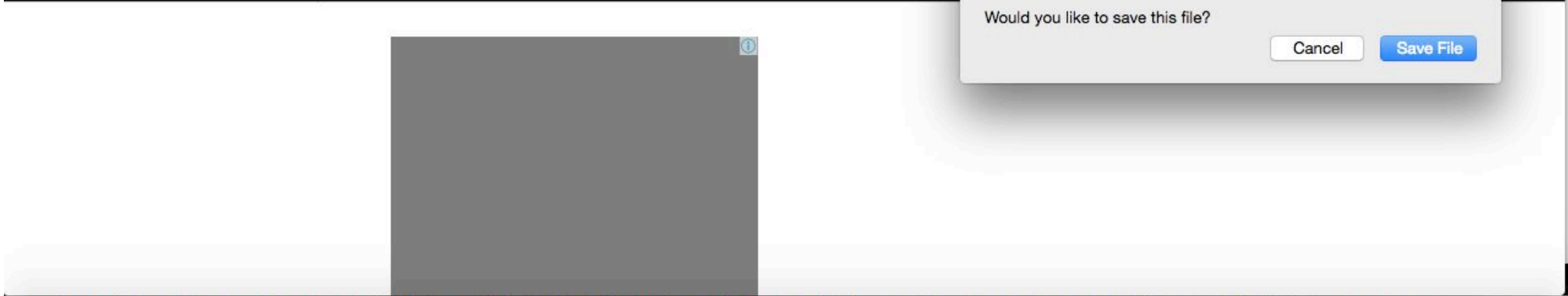
Opening tiki-12.9.zip

You have chosen to open:

- tiki-12.9.zip  
which is: ZIP archive (58.1 MB)  
from: <http://internode.dl.sourceforge.net>

Would you like to save this file?

Cancel Save File



cocos2d-objc  
Downloads

Search

Name	Date Modified	Size	Kind
▶ tiki-12.9	6 Jul 2016 5:24 pm	--	Folder
IMG_0241.JPG	1 Jul 2016 12:04 pm	378 KB	JPEG image
you_only_read_once.html	28 Jun 2016 4:28 pm	Zero bytes	HTML text
quarter_hour_timer.jpg	23 Jun 2016 8:10 pm	140 KB	JPEG image
June 2016 newsletter.doc.pdf	20 Jun 2016 10:54 am	1.6 MB	PDF Document
rjmprogr_wordpress(1).sql	19 Jun 2016 12:08 pm	893.6 MB	SQL source file
itblog.sql	19 Jun 2016 10:24 am	359 MB	SQL source file
robertjamesmetcalfeblog.wordpress.2016-06-18.xml	18 Jun 2016 6:49 pm	28.2 MB	XML text
wordpress.2016-06-18.xml	18 Jun 2016 6:48 pm	21.3 MB	XML text
2999AC0089845288696_P.jpg	17 Jun 2016 11:38 am	564 KB	JPEG image
Symantec-PKI-Client-x64-2.11.0.pkg.zip	1 Jun 2016 8:11 pm	11.8 MB	ZIP archive
scs20160603again-1.jpg	1 Jun 2016 8:09 pm	585 KB	JPEG image
scs20160603again	1 Jun 2016 8:08 pm	585 KB	JPEG image
scs20160603-4.jpg	1 Jun 2016 8:07 pm	767 KB	JPEG image
scs20160603-3.jpg	1 Jun 2016 8:06 pm	767 KB	JPEG image
scs20160603-2.jpg	1 Jun 2016 8:06 pm	767 KB	JPEG image
scs20160603.jpg	1 Jun 2016 8:06 pm	641 KB	JPEG image
scs20160603-1.jpg	1 Jun 2016 8:05 pm	767 KB	JPEG image
ColourReversal_LibreOffice.doc	31 May 2016 12:29 pm	16 KB	Micros...ument
jenkins-2.6.pkg	25 May 2016 1:16 pm	68.7 MB	Install...archive
TmdGsblx.war.part	25 May 2016 10:00 am	64.7 MB	Document
jenkins-1.651.2.pkg	25 May 2016 9:58 am	64.5 MB	Install...archive
scs_20160520.jpg	18 May 2016 8:51 pm	469 KB	JPEG image
60NewsletterMay 16_Part1.pdf	15 May 2016 6:27 pm	3.3 MB	PDF Document
IMG_0237.JPG	15 May 2016 10:18 am	244 KB	JPEG image
Inside Ansible Core (1).ics	15 May 2016 6:42 am	2 KB	ICS File
Inside Ansible Core.ics	14 May 2016 7:00 am	2 KB	ICS File
AdobeFlashPlayer_21_a_install.dmg	7 May 2016 7:57 pm	765 KB	Disk Image
scc_rm_06052016.jpeg	6 May 2016 10:49 am	137 KB	JPEG image
Cisco_WebEx_Add-On.dmg	5 May 2016 4:57 pm	1.3 MB	Disk Image
feedback_2016_5_12_47_21.png	5 May 2016 12:48 pm	2 KB	PNG image
mobile_worldspare_2016_4_21_15_23(1).htm	22 Apr 2016 10:12 pm	4 MB	HTML text
world_2016_4_21_29_58.html	22 Apr 2016 9:31 pm	552 bytes	HTML text
world_2016_4_21_29_58.png	22 Apr 2016 9:31 pm	939 KB	PNG image

Downloads | Search | [Navigation Icons]

Name	Date Modified	Size	Kind	Size	Kind
tiki-12.9	6 Jul 2016 5:24 pm	--	Folder	39 KB	TextEd...ument
IMG_0241.JPG	1 Jul 2016 12:04 pm	378 KB	JPEG image	--	Folder
you_only_read_once.html	28 Jun 2016 4:28 pm	Zero bytes	HTML text	35 KB	Xcode Project
quarter_hour_timer.jpg					
June 2016 newsletter doc.pdf					
rjmprogr_wordpress(1).sql					
itblog.sql					
robertjamesmetcalfeblog.wordpress.					
wordpress.2016-06-18.xml					
2999AC0089845288696_P.jpg					
Symantec-PKI-Client-x64-2.11.0.pkg					
scs20160603again-1.jpg					
scs20160603again					
scs20160603-4.jpg					
scs20160603-3.jpg					
scs20160603-2.jpg					
scs20160603.jpg					
scs20160603-1.jpg					
ColourReversal_LibreOffice.doc					
jenkins-2.6.pkg					
TmdGsblx.war.part					
jenkins-1.651.2.pkg					
scs_20160520.jpg					
60NewsletterMay 16_Part1.pdf					
IMG_0237.JPG					
Inside Ansible Core (1).ics					
Inside Ansible Core.ics					
AdobeFlashPlayer_21_a_install.dmg					
scc_rm_06052016.jpeg					
Cisco_WebEx_Add-On.dmg					
feedback_2016_5_12_47_21.png					
mobile_worldspare_2016_4_21_15_2					
world_2016_4_21_29_58.html					
world_2016_4_21_29_58.png					

Name	Date Modified
getmelist_localhost.htm	
shapes.out	
tikiwiki	
invalid	
parent_of_child_event.html-GETME	
parent_of_child_event.js_GETME	
parent_of_child_event.js	
slotinagain.html	
parent_of_child_event.html	
look.err	
look.rpt	
aaaa_ideas.txt	
cocos2d_mac_test	
cocos2d_mac_test	
aaa_cocosmac.txt	
cocos2d_mac_test-466of	
cocos2d_mac_test-467of	
cocos2d_mac_test-468of	
cocos2d_mac_test-469of	
cocos2d_mac_test-470of	
cocos2d_mac_test-471of	
cocos2d_mac_test-472of	
cocos2d_mac_test-473of	
cocos2d_mac_test-474of	
cocos2d_mac_test-475of	
cocos2d_mac_test-476of	
cocos2d_mac_test-477of	
cocos2d_mac_test-478of	

htdocs

tikiwiki Info

tikiwiki 97.7 MB  
Modified: Today 10:08 am

Add Tags...


General:  
Kind: Folder  
Size: 97,694,202 bytes (132.3 MB on disk) for 14,361 items  
Where: Macintosh HD > Applications > MAMP >htdocs  
Created: Monday, 27 August 2012 12:43 pm  
Modified: Today 10:08 am  
 Shared folder  
 Locked

More Info:  
--

Name & Extension:  
tiki-9.1  
 Hide extension

Comments:

Preview:



- Favorites
- All My Files
  - iCloud Drive
  - AirDrop
  - Applications
- Tags

Navigation icons: back, forward, home, stop, refresh, search, share, link, trash

Search: Search

Name	Date Modified	Size	Kind
shapes.out	Today 10:35 am	88 bytes	Document
getmelist_localhost.htm	Today 10:34 am	125 bytes	HTML text
▶ tiki-9.1	Today 10:08 am	--	Folder
invalid	Today 8:54 am	75 KB	JPEG image
parent_of_child_event.html-GETME	Yesterday 10:05 pm	30 KB	text
parent_of_child_event.js_GETME	Yesterday 10:03 pm	8 KB	text
parent_of_child_event.js	Yesterday 10:03 pm	8 KB	JavaScript
slotinagain.html	Yesterday 9:58 pm	34 KB	HTML text
parent_of_child_event.html	Yesterday 9:50 pm	30 KB	HTML text
look.err	Yesterday 3:25 pm	2 KB	Document
look.rot	Yesterday 3:25 pm	52 KB	Document
tiki-12.9	Yesterday 2:45 pm	58 KB	text
aaa_ideas.txt	Yesterday 11:21 am	173 KB	JPEG image
cocos2d_mac_test	Yesterday 11:14 am	3.1 MB	PDF Document
aaa_cocosmac.txt	Yesterday 11:11 am	8 KB	text
cocos2d_mac_test-466of	23 Sep 2016 10:37 pm	128 KB	JPEG image
cocos2d_mac_test-467of	23 Sep 2016 10:35 pm	225 KB	JPEG image
cocos2d_mac_test-468of	23 Sep 2016 10:33 pm	106 KB	JPEG image
cocos2d_mac_test-469of	23 Sep 2016 10:32 pm	200 KB	JPEG image
cocos2d_mac_test-470of	23 Sep 2016 10:31 pm	259 KB	JPEG image
cocos2d_mac_test-471of	23 Sep 2016 10:29 pm	175 KB	JPEG image
cocos2d_mac_test-472of	23 Sep 2016 10:26 pm	99 KB	JPEG image
cocos2d_mac_test-473of	23 Sep 2016 10:22 pm	129 KB	JPEG image
cocos2d_mac_test-474of	23 Sep 2016 10:21 pm	156 KB	JPEG image
cocos2d_mac_test-475of	23 Sep 2016 10:20 pm	166 KB	JPEG image
cocos2d_mac_test-476of	23 Sep 2016 10:19 pm	199 KB	JPEG image
cocos2d_mac_test-477of	23 Sep 2016 10:19 pm	187 KB	JPEG image
cocos2d_mac_test-478of	23 Sep 2016 10:18 pm	169 KB	JPEG image
cocos2d_mac_test-479of	23 Sep 2016 10:17 pm	167 KB	JPEG image
cocos2d_mac_test-480of	23 Sep 2016 10:17 pm	163 KB	JPEG image
cocos2d_mac_test-481of	23 Sep 2016 10:16 pm	170 KB	JPEG image
cocos2d_mac_test-482of	23 Sep 2016 10:15 pm	181 KB	JPEG image
cocos2d_mac_test-483of	23 Sep 2016 10:14 pm	203 KB	JPEG image
▶ cocos2d-objc	23 Sep 2016 7:54 pm	--	Folder

Finder sidebar and main pane. Favorites: All My Files, iCloud Drive, AirDrop, Applications. Tags: (empty). Main pane shows a list of files and folders:

Name
tkinter.txt
title.xxx
title
timeline_chart.php-GETME
timeline_chart.php--GETME
timeline_chart.php---GETME
timeline_chart.php----GETME
timeline_chart.php
TimeConversionToSeconds.java
TimeConversionToSeconds.class
tiki-12.9
tiki-9.1
tictactoe.php
tictactoe.js
tictactoe.html_GETME
tictactoe.html
tictactoe.htm
tictactoe_chalkboard.html_GETME
tictactoe_chalkboard.html
Thunder-Mike_Koenig_315681025.wav
Thunder-Mike_Koenig_315681025.mp3
Thunder_Mike_Koenig-315681025.ogg
Thunder_Mike_Koenig_315681025.ogg
threetosixword.php_GETME
threetosixword.php
threetosixword.html
threestar
threestar
threesomes_chalkboard.html_GETME
threesomes_chalkboard.html
ThreesomeGame
ThreesomeGame
threesentence_chalkboard.html_GETME
threesentence_chalkboard.html

Info window for folder 'tiki-12.9' (149.7 MB, Modified: Today 10:36 am). Fields include:

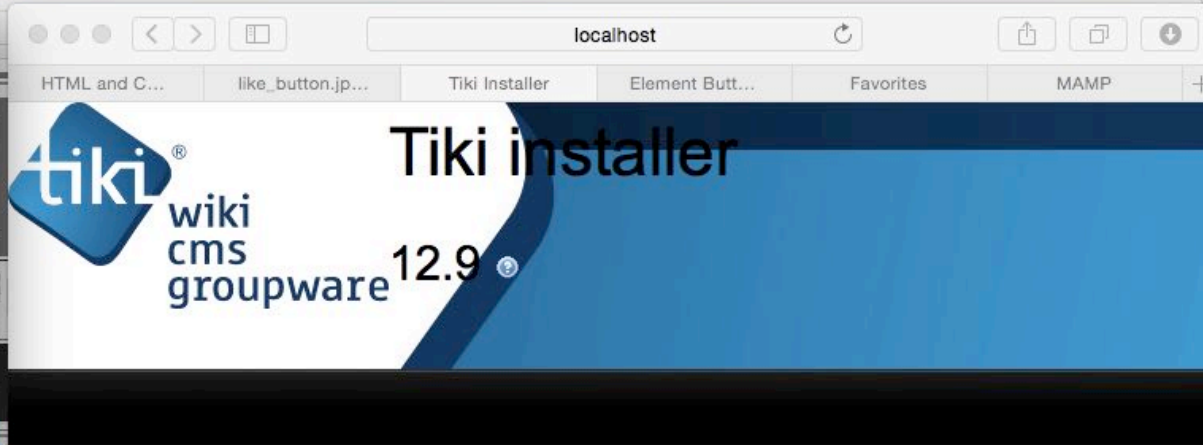
- General: Kind: Folder, Size: 149,675,472 bytes (196.9 MB on disk) for 18,983 items, Where: Macintosh HD > Applications > MAMP > htdocs, Created: Wednesday, 6 July 2016 5:24 pm, Modified: Today 10:36 am. Options: Shared folder, Locked.
- More Info: --
- Name & Extension: . Option: Hide extension.
- Comments: (empty)
- Preview: (empty)
- Sharing & Permissions: You can read and write.

Name	Privilege
User (Me)	Read & Write
wheel	Read & Write
everyone	Read only

Search results table:

Size	Kind	Kind
578 bytes	text	TextEd...ument
65 bytes	Document	Folder
9 KB	JPEG image	Xcode Project
11 KB	text	Folder
26 KB	text	
27 KB	text	
36 KB	text	
36 KB	PHP script	
612 bytes	Java s...e code	
1 KB	Java class	
--	Folder	
--	Folder	
121 bytes	PHP script	
10 KB	JavaScript	
150 bytes	text	
9 KB	HTML text	
127 bytes	HTML text	
23 KB	Document	
23 KB	HTML text	
3 MB	Waveform audio	
291 KB	MP3 audio	
233 KB	Firefox...ument	
233 KB	Firefox...ument	
36 KB	text	
38 KB	PHP script	
455 bytes	HTML text	
5 KB	PNG image	
4 KB	JPEG image	
25 KB	text	
25 KB	HTML text	
431 KB	PNG image	
102 KB	JPEG image	
28 KB	text	
28 KB	HTML text	

Name	Date Modified
tkinter.txt	8 Apr 2014 12:07 pm
title.xxx	25 Jul 2014 3:56 pm
title	6 Dec 2014 4:44 pm
timeline_c...hp-GETME	3 Nov 2015 1:25 pm
timeline_c...p--GETME	3 Nov 2015 6:02 pm
timeline_c...p---GETME	4 Nov 2015 8:32 pm
timeline_c...----GETME	21 Nov 2015 5:42 pm
timeline_chart.php	21 Nov 2015 5:42 pm
TimeConv...conds.java	13 Jul 2014 3:30 pm
TimeConv...onds.class	13 Jul 2014 3:30 pm
<b>tikiwiki</b>	<b>Today 10:36 am</b>
tiki-9.1	Today 10:08 am
tictactoe.php	12 Nov 2014 2:08 pm
tictactoe.js	12 Nov 2014 2:09 pm
tictactoe.html_GETME	12 Nov 2014 6:05 pm
tictactoe.html	12 Nov 2014 1:19 pm
tictactoe.htm	12 Nov 2014 1:48 pm
tictactoe_...tml_GETME	28 Nov 2014 3:39 pm
tictactoe_...kboard.html	4 Jun 2015 9:53 am
Thunder-M...81025.wav	1 Nov 2014 2:52 pm
Thunder-M...1025.mp3	1 Nov 2014 2:52 pm
Thunder_...681025.ogg	1 Nov 2014 2:52 pm
Thunder_...681025.ogg	1 Nov 2014 2:52 pm
threetosix...hp_GETME	27 Mar 2014 5:50 pm
threetosixword.php	27 Mar 2014 5:24 pm
threetosixword.html	27 Mar 2014 5:27 pm
threestar	22 Sep 2014 1:48 pm
threestar	8 Sep 2014 12:54 pm
threesome...ml_GETME	28 Nov 2014 3:43 pm
threesome...board.html	11 Feb 2016 10:18 am
ThreesomeGame	28 Jul 2014 6:38 pm
ThreesomeGame	28 Jul 2014 6:39 pm
threesente...ml_GETME	28 Nov 2014 3:30 pm
threesente...board.html	28 Nov 2014 3:30 pm



### Installation

1. Welcome
2. Read the License
3. Review the System Requirements
4. Database Connection
5. Install
6. Review the Installation
7. Configure the General Settings
8. Enter Your Tiki

### Welcome

Welcome to the Tiki installation and upgrade script. Use this script to install a new Tiki database or upgr 12.9

- For the latest information about this release, please read the [Release Notes](#).
- For complete documentation, please visit [doc.tiki.org](#).
- For more information about Tiki, please visit [tiki.org](#).

Select your language:

**Continue**

### Help

- [Tiki Project Web Site](#)
- [Documentation](#)
- [Support Forums](#)



### Installation

1. Welcome
2. Read the License
3. **Review the System Requirements**
4. Database Connection
5. Install
6. Review the Installation
7. Configure the General Settings
8. Enter Your Tiki

### Help

- [Tiki Project Web Site](#)
- [Documentation](#)
- [Support Forums](#)

## Review the System Requirements



Before installing Tiki, review the documentation and confirm that your system meets the minimum requirements.

This installer will perform some basic checks automatically. Please see: a detailed report about your server.

### Memory

Tiki has detected your PHP memory limit at: 32 MB

Tiki requires at least 128MB of PHP memory for script execution. Allocating too little memory will cause Tiki to display blank pages.

To change the memory limit, use the `memory_limit` key in your `php.ini` file (for example: `memory_limit = 128M`) and restart your webserver.

### Mail

Tiki uses the PHP `mail` function to send email notifications and messages.

Tiki was able to send a test message to robert.metcalfe@rjmprogramming.com.au.

### Image Processing

Tiki detected: GD bundled (2.0.34 compatible).  
Tiki can create images.

Tiki uses the GD library to process images for the Image Gallery and CAPTCHA support.

Continue



### Installation

- Welcome
- Read the License
- Review the System Requirements
- Database Connection**
- Install
- Review the Installation
- Configure the General Settings
- Enter Your Tiki

### Set the Database Connection

Tiki requires an active database connection. You must create the database and user before completing this page, unless your database user has also permissions to create new databases and not just use them.

**Tiki cannot find a database connection.** This is normal for a new installation.

Use this page to create a new database connection, or use the manual installation process.

Database information

Enter your database connection information.

Database type: MySQL Improved (mysql)

Host name: localhost  
*Enter the host name or IP for your database.*

Database name: tiki  
*Enter the name of the database that Tiki will use (if already created) or create (if permitted).*

Database user

Enter a database user with administrator permission for the Database.

User name: root

Password: \*\*\*\*

Character set

Highly recommended for new installations. However, if you are upgrading or migrating a previous tiki database, you are recommended to uncheck this box

Always force connection to use UTF-8


[More information](#)

**Continue**

localhost » tiki

Structure SQL Search Query Export Import Operations More

Table	Action	Rows	Type
<input type="checkbox"/> messu_archive	       	0	MyISAM utf8_
<input type="checkbox"/> messu_messages	       	0	MyISAM utf8_
<input type="checkbox"/> messu_sent	       	0	MyISAM utf8_
<input type="checkbox"/> metrics_assigned	       	0	MyISAM utf8_
<input type="checkbox"/> metrics_metric	       	0	MyISAM utf8_
<input type="checkbox"/> metrics_tab	       	0	MyISAM utf8_
<input type="checkbox"/> sessions	       	0	MyISAM utf8_
<input type="checkbox"/> tiki_acct_account	       	0	MyISAM utf8_
<input type="checkbox"/> tiki_acct_bankaccount	       	0	MyISAM utf8_
<input type="checkbox"/> tiki_acct_book	       	0	MyISAM utf8_
<input type="checkbox"/> tiki_acct_item	       	0	MyISAM utf8_
<input type="checkbox"/> tiki_acct_journal	       	0	MyISAM utf8_
<input type="checkbox"/> tiki_acct_stack	       	0	MyISAM utf8_
<input type="checkbox"/> tiki_acct_stackitem	       	0	MyISAM utf8_
<input type="checkbox"/> tiki_acct_statement	       	0	MyISAM utf8_
<input type="checkbox"/> tiki_acct_tax	       	0	MyISAM utf8_
<input type="checkbox"/> tiki_actionlog	       	7	MyISAM utf8_
<input type="checkbox"/> tiki_actionlog_conf	       	49	MyISAM utf8_
<input type="checkbox"/> tiki_actionlog_params	       	0	MyISAM utf8_
<input type="checkbox"/> tiki_areas	       	0	MyISAM utf8_
<input type="checkbox"/> tiki_articles	       	0	MyISAM utf8_



# Tiki installer

wiki cms groupware 12.9

---

### Installation

- Welcome
- Read the License
- Review the System Requirements
- Reset the Database Connection
- Install/Upgrade**
- Review the Installation
- Configure the General Settings
- Enter Your Tiki

### Help

- Tiki Project Web Site
- Documentation
- Support Forums

## Install & Upgrade

This install will populate (or upgrade) the database.

If you want to upgrade from a previous Tiki release, ensure that you have read and understood the Upgrade instructions.

**Install**

**Warning:** This will destroy your current database "tiki".

Reinstall the database

**Upgrade**

Automatically upgrade your existing database to v12.9.

**Upgrade**

localhost » tiki

Structure SQL Search Query Export Import Operations More

Table	Action	Rows	Type
<input type="checkbox"/> messu_archive	[Icons]	0	MyISAM utf8_
<input type="checkbox"/> messu_messages	[Icons]	0	MyISAM utf8_
<input type="checkbox"/> messu_sent	[Icons]	0	MyISAM utf8_
<input type="checkbox"/> metrics_assigned	[Icons]	0	MyISAM utf8_
<input type="checkbox"/> metrics_metric	[Icons]	0	MyISAM utf8_
<input type="checkbox"/> metrics_tab	[Icons]	0	MyISAM utf8_
<input type="checkbox"/> sessions	[Icons]	0	MyISAM utf8_
<input type="checkbox"/> tiki_acct_account	[Icons]	0	MyISAM utf8_
<input type="checkbox"/> tiki_acct_bankaccount	[Icons]	0	MyISAM utf8_
<input type="checkbox"/> tiki_acct_book	[Icons]	0	MyISAM utf8_
<input type="checkbox"/> tiki_acct_item	[Icons]	0	MyISAM utf8_
<input type="checkbox"/> tiki_acct_journal	[Icons]	0	MyISAM utf8_
<input type="checkbox"/> tiki_acct_stack	[Icons]	0	MyISAM utf8_
<input type="checkbox"/> tiki_acct_stackitem	[Icons]	0	MyISAM utf8_
<input type="checkbox"/> tiki_acct_statement	[Icons]	0	MyISAM utf8_
<input type="checkbox"/> tiki_acct_tax	[Icons]	0	MyISAM utf8_
<input type="checkbox"/> tiki_actionlog	[Icons]	7	MyISAM utf8_
<input type="checkbox"/> tiki_actionlog_conf	[Icons]	49	MyISAM utf8_
<input type="checkbox"/> tiki_actionlog_params	[Icons]	0	MyISAM utf8_
<input type="checkbox"/> tiki_areas	[Icons]	0	MyISAM utf8_
<input type="checkbox"/> tiki_articles	[Icons]	0	MyISAM utf8_

# Tiki installer

wiki cms groupware 12.9

## Installation

- Welcome
- Read the License
- Review the System Requirements
- Reset the Database Connection
- Install/Upgrade
- Review the Upgrade**
- Configure the General Settings
- Enter Your Tiki

## Review the Upgrade

Upgrade complete.

Your database has been configured and Tiki is ready to run! You can now log in into Tiki as user **admin** and start configuring the application.

Upgrade operations executed successfully: 12217 SQL queries.


[Continue](#)

## Help

- Tiki Project Web Site
- Documentation
- Support Forums

localhost » tiki

Structure SQL Search Query Export Import Operations More

Table	Action	Rows	Type
<input type="checkbox"/> messu_archive	    	0	MyISAM utf8_
<input type="checkbox"/> messu_messages	    	0	MyISAM utf8_
<input type="checkbox"/> messu_sent	    	0	MyISAM utf8_
<input type="checkbox"/> metrics_assigned	    	0	MyISAM utf8_
<input type="checkbox"/> metrics_metric	    	0	MyISAM utf8_
<input type="checkbox"/> metrics_tab	    	0	MyISAM utf8_
<input type="checkbox"/> sessions	    	0	MyISAM utf8_
<input type="checkbox"/> tiki_acct_account	    	0	MyISAM utf8_
<input type="checkbox"/> tiki_acct_bankaccount	    	0	MyISAM utf8_
<input type="checkbox"/> tiki_acct_book	    	0	MyISAM utf8_
<input type="checkbox"/> tiki_acct_item	    	0	MyISAM utf8_
<input type="checkbox"/> tiki_acct_journal	    	0	MyISAM utf8_
<input type="checkbox"/> tiki_acct_stack	    	0	MyISAM utf8_
<input type="checkbox"/> tiki_acct_stackitem	    	0	MyISAM utf8_
<input type="checkbox"/> tiki_acct_statement	    	0	MyISAM utf8_
<input type="checkbox"/> tiki_acct_tax	    	0	MyISAM utf8_
<input type="checkbox"/> tiki_actionlog	    	7	MyISAM utf8_
<input type="checkbox"/> tiki_actionlog_conf	    	49	MyISAM utf8_
<input type="checkbox"/> tiki_actionlog_params	    	0	MyISAM utf8_
<input type="checkbox"/> tiki_areas	    	0	MyISAM utf8_
<input type="checkbox"/> tiki_articles	    	0	MyISAM utf8_


### Installation

1. Welcome
2. Read the License
3. Review the System Requirements
4. Reset the Database Connection
5. Install/Upgrade
6. Review the Installation
7. **Configure the General Settings**
8. Enter Your Tiki

### Help

- Tiki Project Web Site
- Documentation
- Support Forums

## Configure General Settings

 Complete these fields to configure common, general settings for your site. The information you enter here can be changed later.


Refer to the [documentation](#) for complete information on these, and other, settings.

#### General

**Browser title:**  
  
*This will appear in the browser title bar.*

**Sender email:**  
  
*Email sent by your site will use this address.*

#### Secure Log in

 It is recommended to choose the "Require secure (https) login" option for better security. A security certificate and dedicated IP address are required to implement a secure login.

HTTPS login:


#### Logging and Reporting

PHP error reporting level:

Visible to Admin only.

Include Smarty notices.

Add HTML comment at start and end of each Smarty template (TPL).

 Use only for development, not in production because these warnings are added to emails as well, and visible to the users.

#### Administrator

**Admin email:**  
  
*This is the email address for your administrator account.*

#### Upgrade fix

 Experiencing problems with the upgrade? Your administrator account lost its privileges? This may occur if you upgraded from a very old version of Tiki.

We can fix it! Doing so will:

1. Create the *Admins* group, if missing
2. Grant *tiki\_p\_admin* to the group, if missing
3. Add the administrator account to the group, if missing

**To do so enter the name of the main admin account in the field below**

Administrator account (optional):  *The default account is **admin***



### Installation

- 1. Welcome
- 2. Read the License
- 3. Review the System Requirements
- 4. Reset the Database Connection
- 5. Install/Upgrade
- 6. Review the Installation
- 7. Configure the General Settings
- 8. Enter Your Tiki

### Help

- [Tiki Project Web Site](#)
- [Documentation](#)
- [Support Forums](#)

## Enter Your Tiki



The installation is complete! Your database has been configured and Tiki is ready to run.

Tiki is an open source project, you can join the community and help develop Tiki.

You can now log in into Tiki as user **admin** and start configuring the application.

**Enter Tiki and Lock Installer (Recommended)**

**Enter Tiki Without Locking Installer**

*Not recommended due to security risk.*

#### Stay up-to-date


Subscribe to the Tiki newsletter or RSS feed to learn about new releases, security updates, and community news.

Upgrading and running into encoding issues?

We can try to fix it, but **make sure you have backups, and can restore them.**

Previous table encoding:

**Dangerous: Fix double encoding**





LOG IN

## HomePage

### Congratulations

This is the default homepage for your Tiki. If you are seeing this page, your installation was successful.

You can change this page after logging in. Please review the [wiki syntax](#) for editing details.

#### ★ Get started.

To begin configuring your site:

1. Log in with your newly created password.
2. Manually Enable specific Tiki features.
3. Run Tiki Profiles to quickly get up and running.

Safari

Need help?



LOG OUT

Show on admin login  
Close

Start

## Tiki Setup

Get Started

✔ Congratulations! You now have a working instance of Tiki 12.9. You may start using it right away, or you may configure it to better meet your needs, using one of the configuration helpers below.

**Tip**  
Mouse over the icons to know more about the features and preferences that are new for you. Example:

- You may start by applying some of our configuration templates through the **Configuration Profiles Wizard**. They are like the **Macros** from many computer languages.  
[Start Configuration Profiles Wizard \(Macros\)](#)
- Alternatively, you may use the **Admin Wizard**. This will guide you through the most common preference settings in order to customize your site.  
[Start Admin Wizard](#)
- Or you may use the **Upgrade Wizard**. This will guide you through the most common new settings and informations in order to upgrade your site.  
[Start Upgrade Wizard](#)
- Use the **Admin Panel** to manually browse through the full list of preferences.  
[Go to the Admin Panel](#)

Server Fitness  
To check if your server meets the requirements for running Tiki version 12.9, please visit [Tiki Server Compatibility Check](#).

Close

Start







LOG OUT

Menu

- Home
- Search
- Wiki
- File Galleries
- Admin

HomePage

Thank you for installing Tiki.

The entire Tiki Community would like to thank you and help you get introduced to Tiki.

How To Get Started

Tiki has more than 1000 features and settings.

This allows you to create both very simple and complex websites.

We understand that so many features might seem overwhelming at first. This is why we offer you two different ways to Get Started with Tiki.

Easy Setup using Profiles

Get Started using Profiles

Who Should Use This

- You want to get started quickly
- You don't feel like learning the Admin Panel right away
- You want to quickly test out some of Tiki's Features

Manual Setup using Admin Panel

Get Started using Admin Panel

Who Should Use This

- You are familiar with software Admin Panels
- You enjoy exploring and playing with many options
- You already know Tiki

Featured Profiles

Collaborative Community (apply profile now)

Setup to help subject experts and enthusiasts work