

Safari File Edit View History Bookmarks Develop Window Help

developer.apple.com

Web Inspector - Robert's iPhone - Safari - www.rjmprogramming.com.au

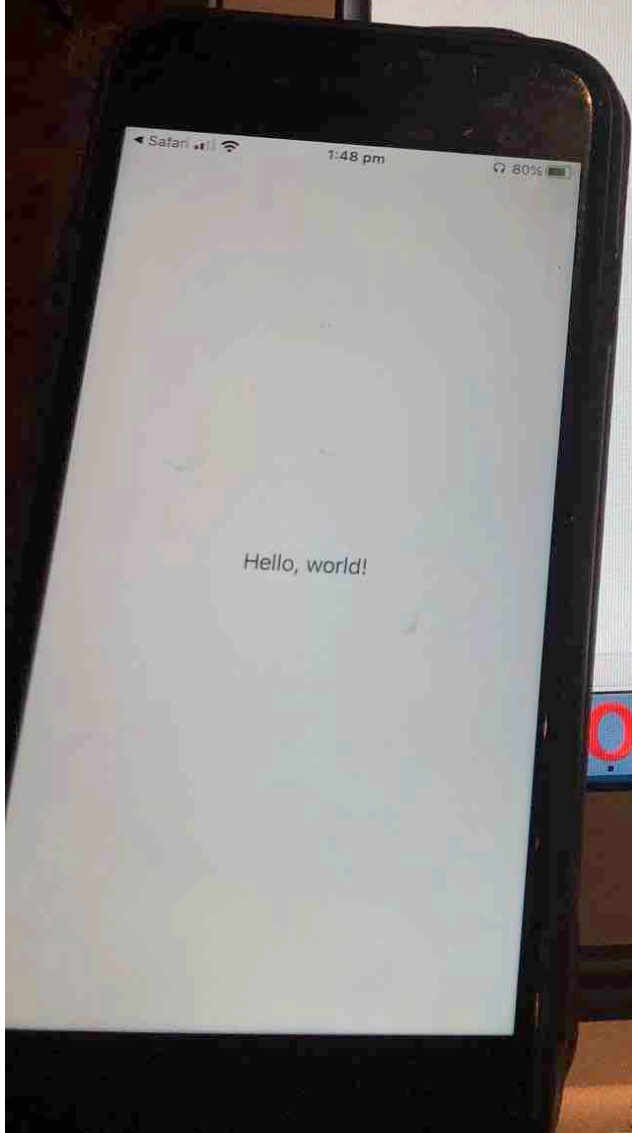
www.rjmprogramming.com.au | Response

```
<!DOCTYPE html>
<html xmlns="http://www.w3.org/1999/xhtml" xml:lang="en" lang="en">
<head><meta http-equiv="Content-Type" content="text/html; charset=UTF-8" />
<title>RJM Programming Landing Page - Welcome to our Information Technology tutorials
website</title>
<meta name="Generator" content="Web 2.6.4" />
<!--meta name="Web-Build" content="local-build-20110130" /-->
<meta id="viewport" name="viewport" content="width=device-width, initial-scale=1.0">
<!--meta name="viewport" content="width=device-width, initial-scale=1, minimum-scale=0.25, maximum-scale=8, user-scalable=yes" /-->
<!--meta name="viewport" content="width=700, initial-scale=1, minimum-scale=0.25, maximum-scale=8, user-scalable=yes" /-->
<meta name="google-site-verification" content="Gubs-Lg0tcv2ge0TaGD368fIF6XvPhUJz0BmH1" />
<!--meta name="google-site-verification" content="VhVH5-FETDv078RIASStzI5rwdPrCJ_VTvdT0wAae" /-->
<meta name="y_key" content="6dc0b0fd71176a" />
<meta name="asvalidate.01" content="8A634355CD685E509A86227127F9E78" />
<meta name="description" content="RJM Programming develops desktop, web and mobile software. Software Need Not Be Hard, so try our tutorials.">
<!--meta name="Description" content="RJM Programming develops useful mobile and web software. We specialize in Windows and Mac online web tutorials, Android and iOS mobile applications." /-->
<meta name="Keywords" content="rjmprogramming, HTML, Javascript, CSS, PHP, MySQL, database, programming, GETME, software, code, tutorial, laptop, ESL, Google, Android, Tablet, App, Application, Software, Xcode, Mac OS X, Windows, Develop, useful, web, ideas, worth, pursuing, creative, Games" />
```

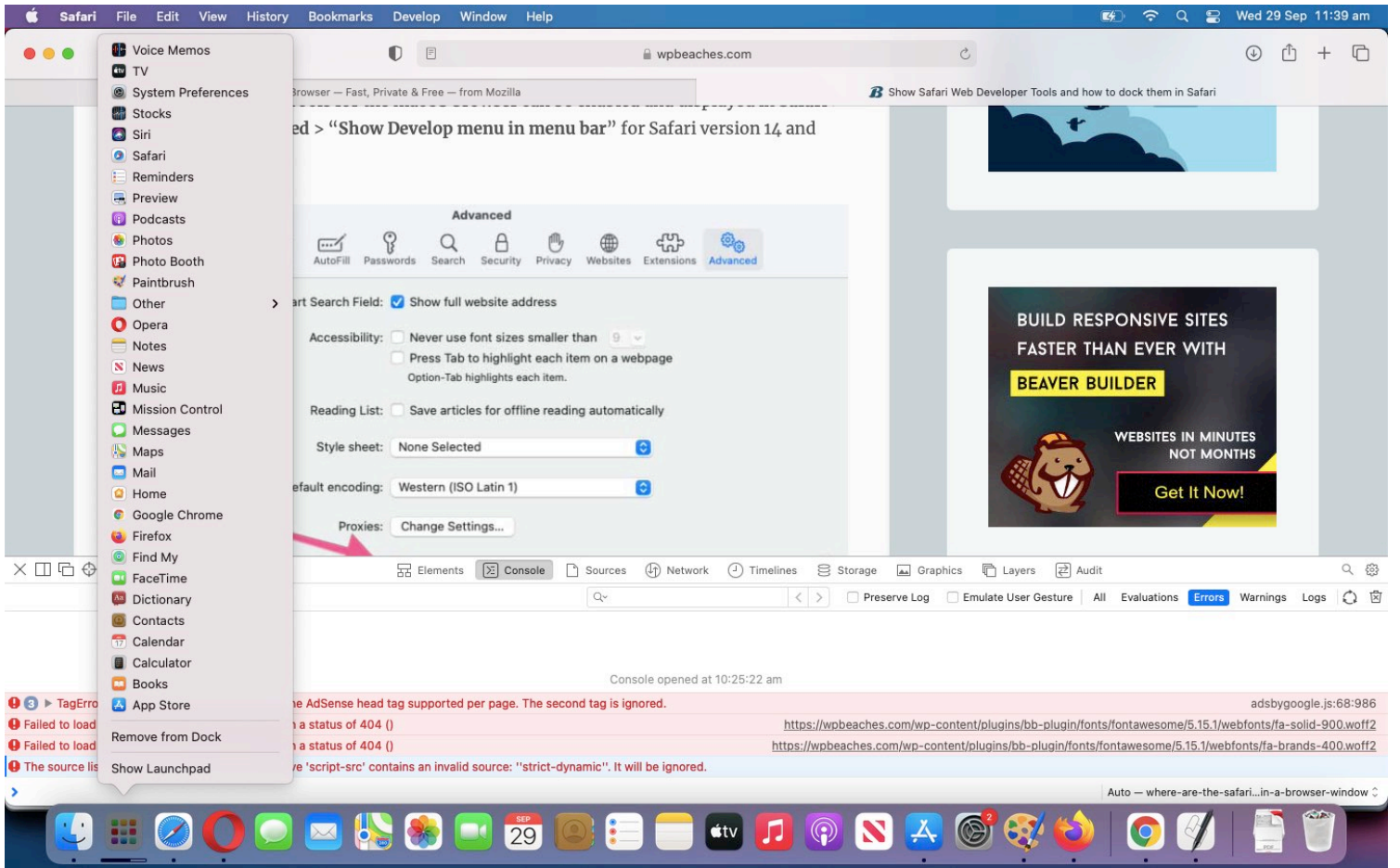


MacBook Air

```
Xcode File Edit View Find Navigate Editor Product Debug Control Window Help
Mobile iOS App
main
ContentView
Mobile iOS App > Mobile iOS App > ContentView > No Selection
Automatic preview updating
1 //
2 // ContentView.swift
3 // Mobile iOS App
4 //
5 // Created by User on 29/9/21.
6 //
7
8 import SwiftUI
9
10 struct ContentView: View {
11     var body: some View {
12         Text("Hello, world!")
13             .padding()
14     }
15 }
16
17 struct ContentView_Previews:
18     PreviewProvider {
19     static var previews: some View {
20         ContentView()
21     }
22 }
```



MacBook Air



App Store Edit Store Window Help Wed 29 Sep 11:48 am

Search: xcode

- Discover
- Arcade
- Create
- Work
- Play
- Develop
- Categories
- Updates

Xcode

Developer Tools

636 RATINGS 3.5 ★★★★☆	AGE 4+ Years Old	CHART No. 1 Developer Tools	DEVELOPER Apple	LANGUAGE EN English	SIZE 12.4 GB
------------------------------------	-------------------------------	--	--------------------	----------------------------------	---------------------------

What's New

Xcode 13 includes Swift 5.5 and SDKs for iOS 15, iPadOS 15, tvOS 15, and watchOS 8 - Swift adds support for concurrency, improved type inference, and faster incremental builds [more](#)

[Version History](#) 1w ago
Version 13.0

Preview

RM Rot Launchpad Installing

SEP 29

Apple TV, Music, Podcasts, App Store, Safari, Mail, Photos, Messages, Calendar, Reminders, Notes, Maps, Health, Home, Settings, System Preferences, Dock, Trash

App Store Edit Store Window Help Wed 29 Sep 11:18 am

Search: xcode

- Discover
- Arcade
- Create
- Work
- Play
- Develop
- Categories
- Updates

Xcode

Developer Tools

636 RATINGS 3.5 ★★★★☆	AGE 4+ Years Old	CHART No. 1 Developer Tools	DEVELOPER Apple	LANGUAGE EN English	SIZE 12.4 GB
------------------------------------	-------------------------------	--	--------------------	----------------------------------	---------------------------

What's New

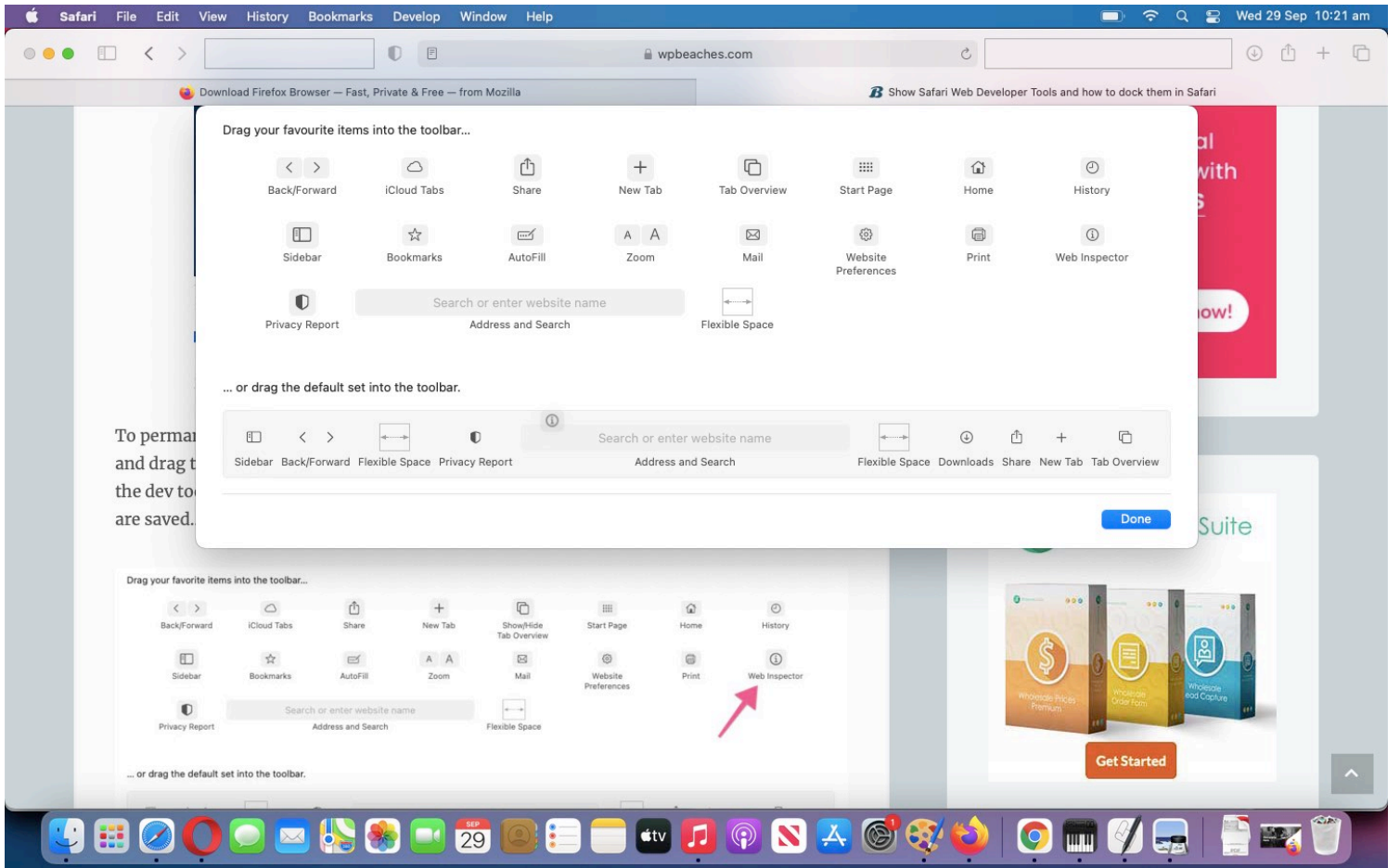
Xcode 13 includes Swift 5.5 and SDKs for iOS 15, iPadOS 15, tvOS 15, and watchOS 8 - Swift adds support for concurrency, improved type inference, and faster incremental builds [more](#)

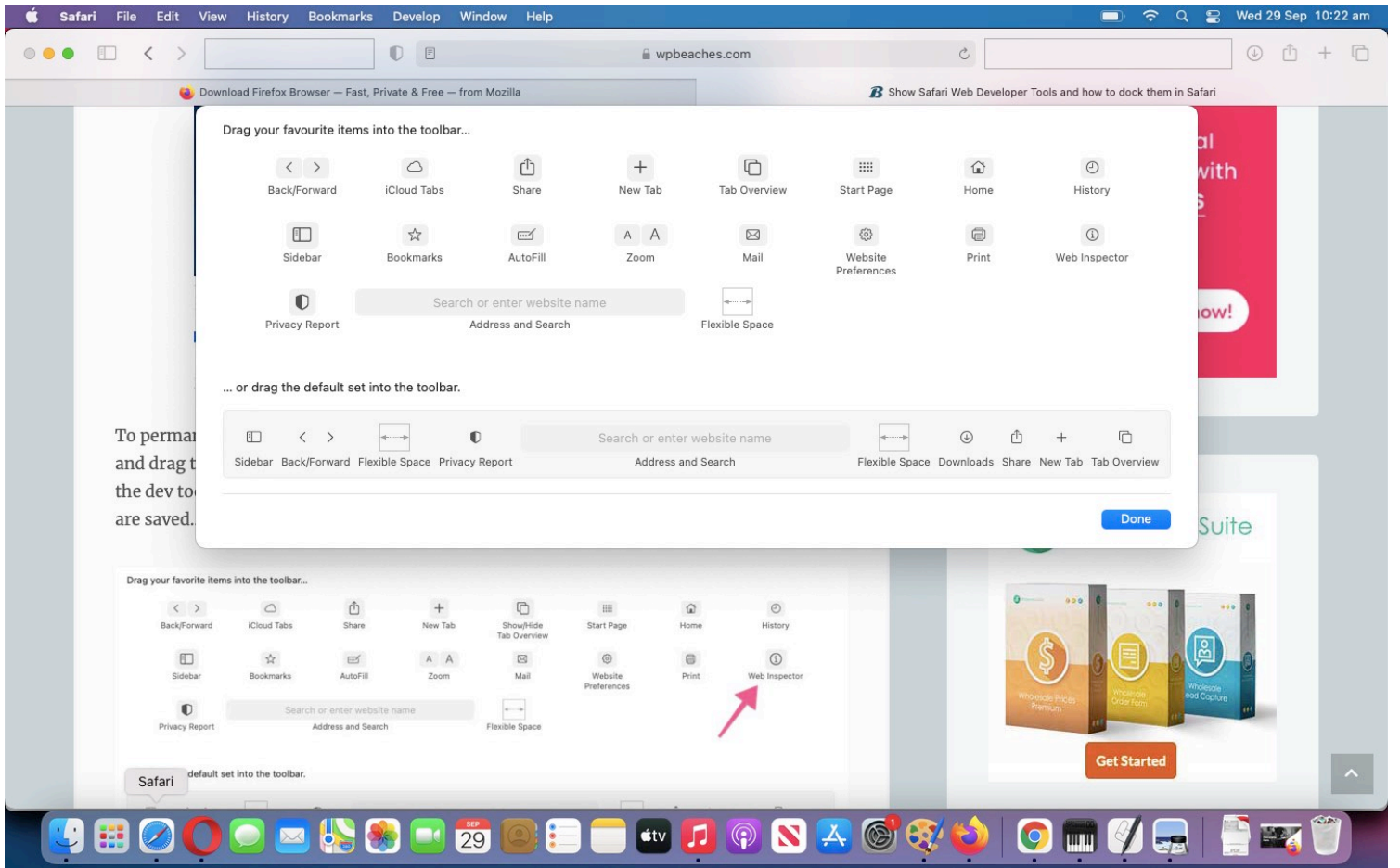
[Version History](#) 1w ago Version 13.0

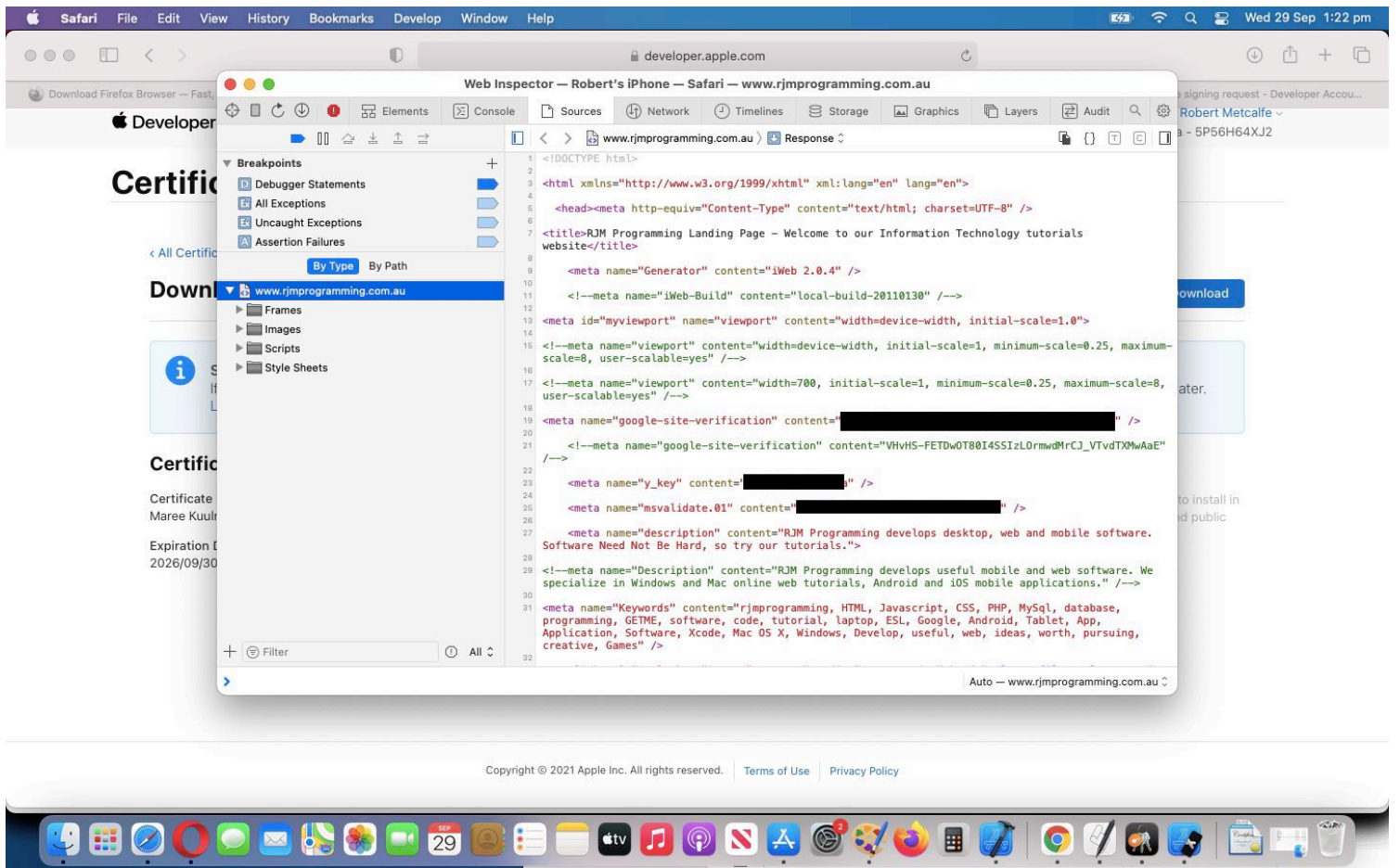
Preview

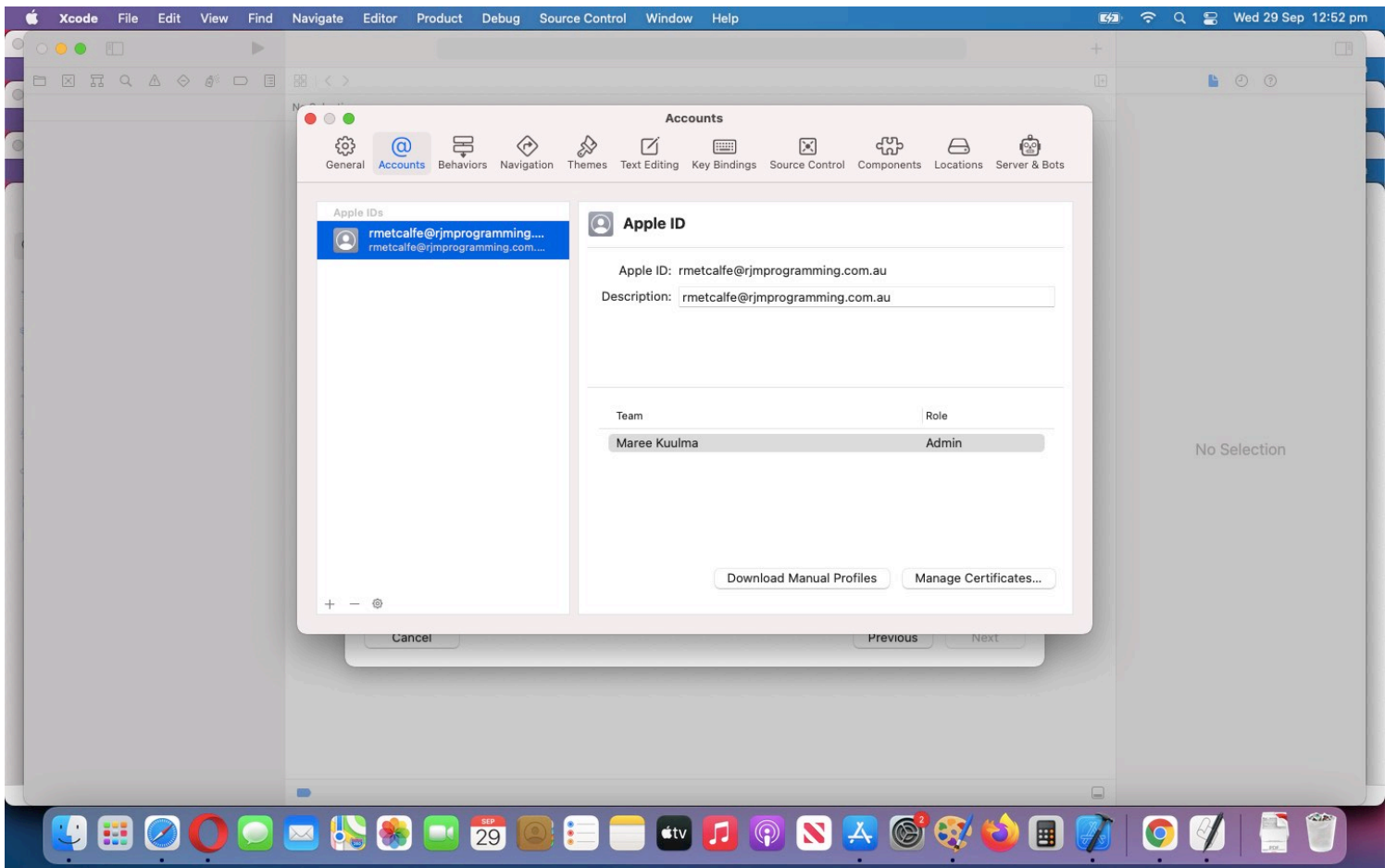
Launchpad
Downloading - 1.99 GB of 12.39 GB

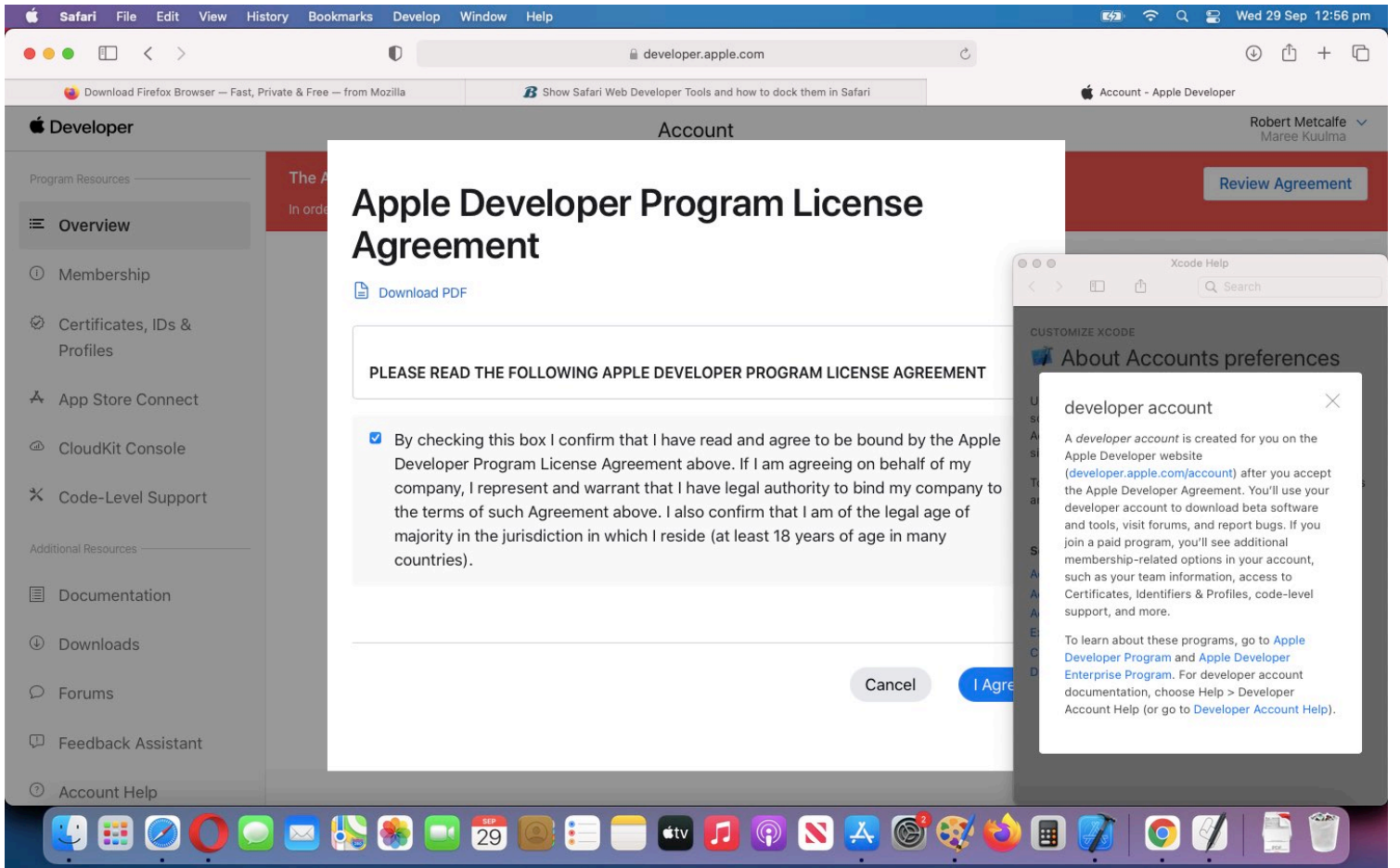
Mac dock with various application icons including Safari, Mail, Photos, Messages, Calendar, Notes, Reminders, Apple TV, Music, Podcasts, News, App Store, System Settings, Photos, Messages, Safari, Chrome, and others.

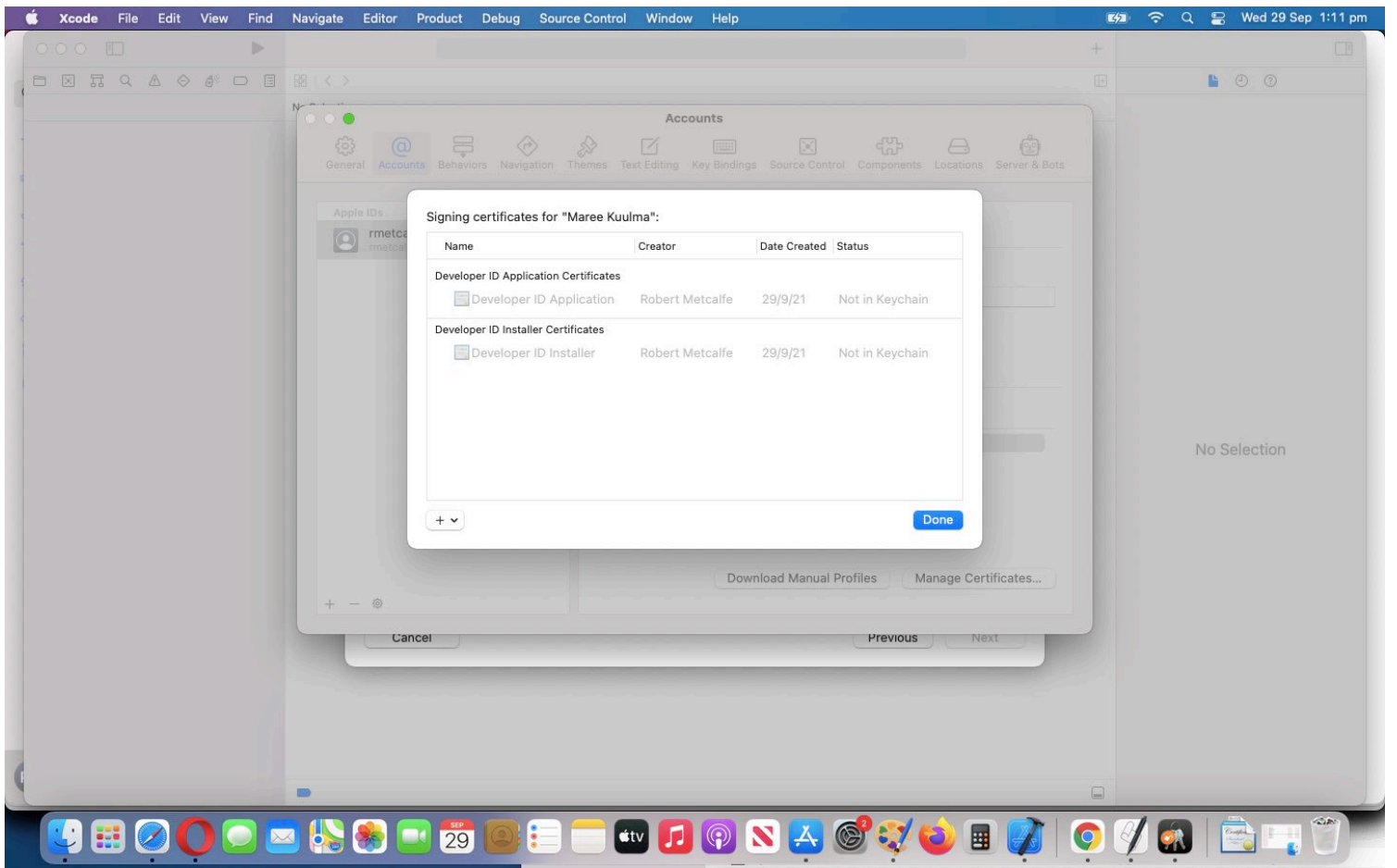


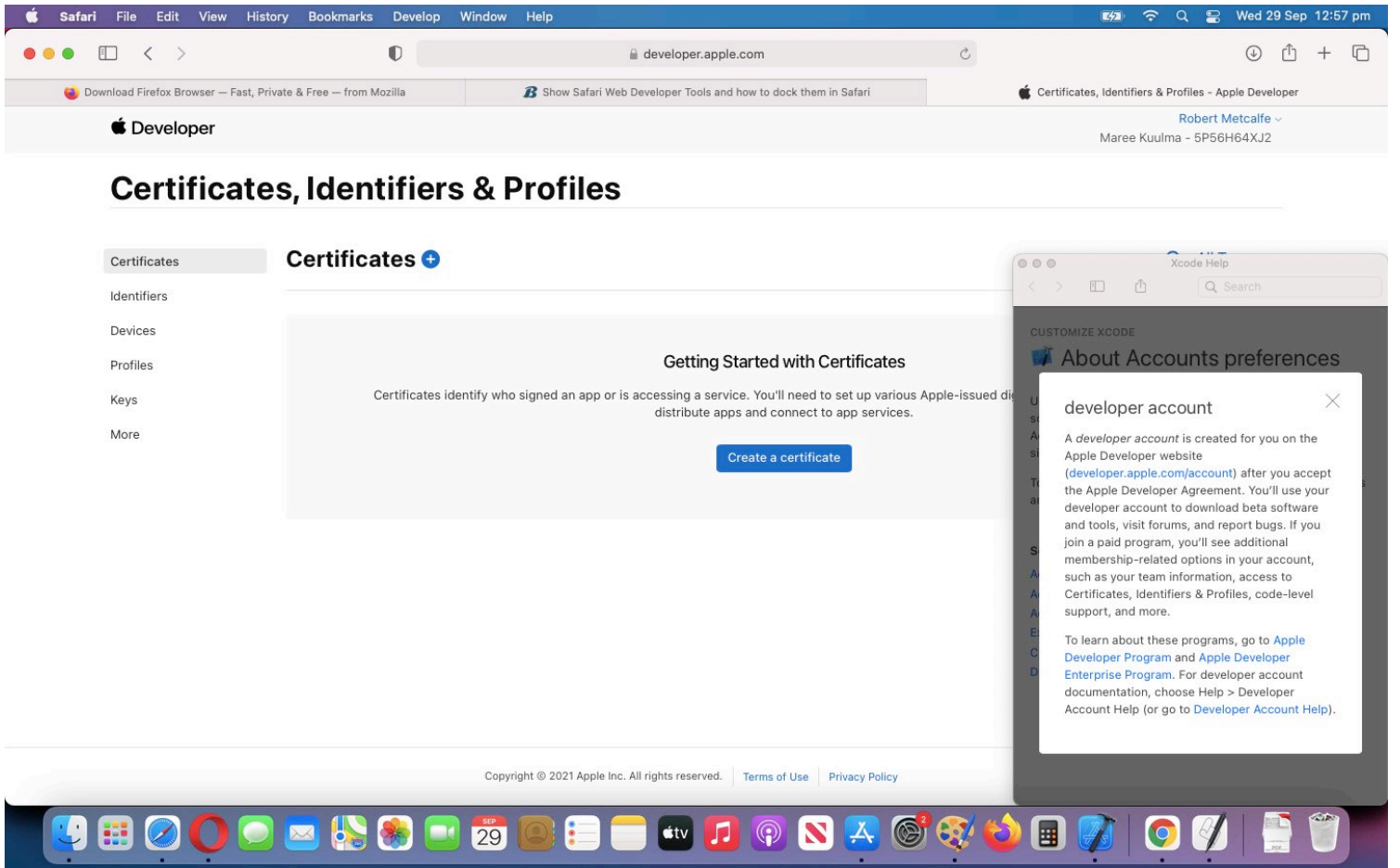


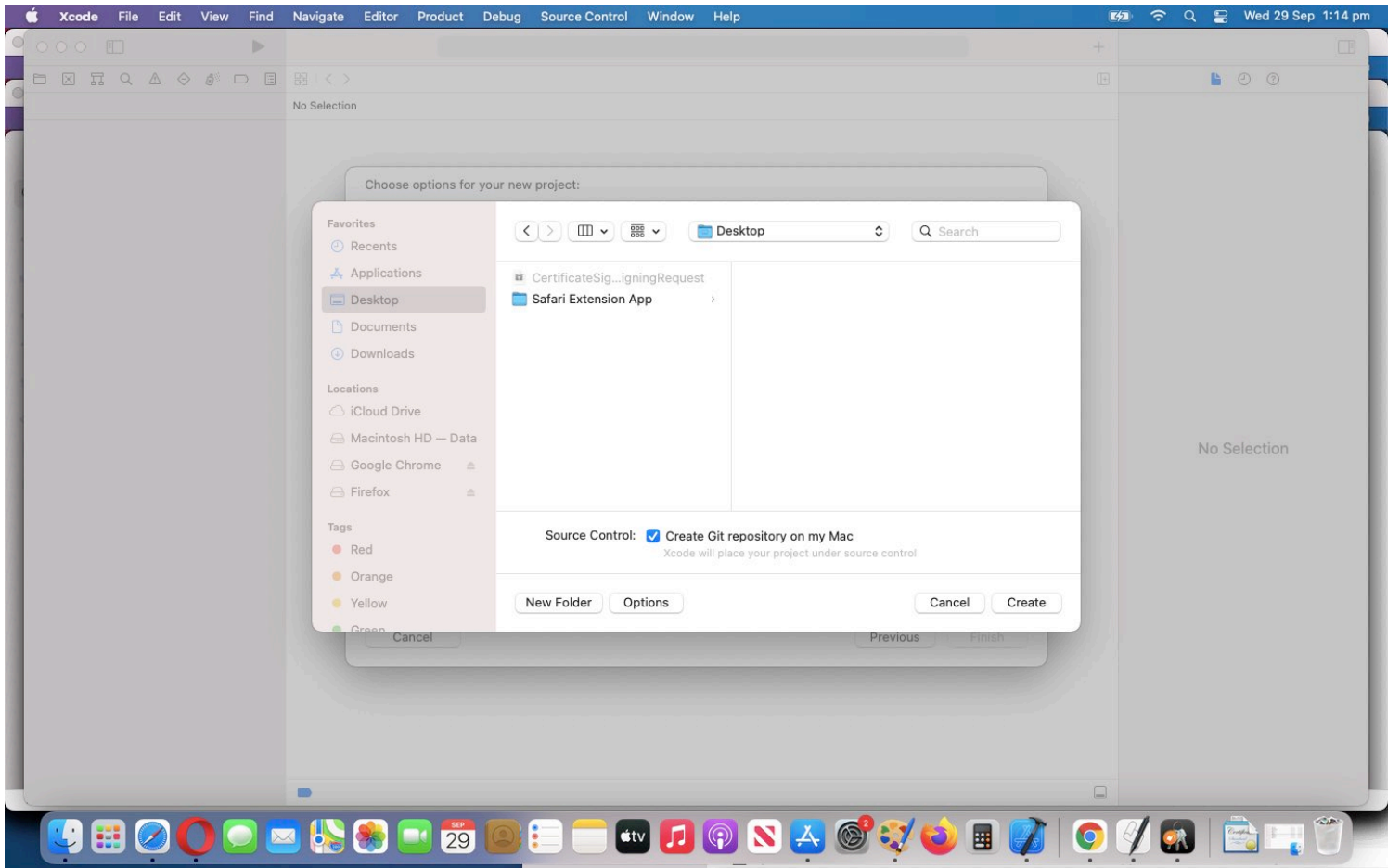












Safari File Edit View History Bookmarks Develop Window Help Wed 29 Sep 1:01 pm

help.apple.com

Download Firefox Browser — Fast, Private & Free — fro... Show Safari Web Developer Tools and how to dock the... Certificates, Identifiers & Profiles - Apple Developer Create a certificate signing request - Developer Accou...

Developer Account Help


- > Get started
- > Manage your team
- > Create certificates
 - Certificates overview
 - Cloud-managed certificates
 - Create Developer ID certificates
 - Create enterprise distribution certificates
 - Create WatchKit certificates
 - Create VoIP certificates
 - Create a certificate signing request**
 - Revoke a certificate
- > Manage keys
- > Manage identifiers
- > Configure app capabilities
- > Configure app services
- > Register devices
- > Manage profiles
- > Reference

CREATE CERTIFICATES

Create a certificate signing request

Keychain Access on your Mac allows you to create a certificate signing request (CSR).

1. Launch Keychain Access located in /Applications/Utilities.
2. Choose Keychain Access > Certificate Assistant > Request a Certificate from a Certificate Authority.
3. In the Certificate Assistant dialog, enter an email address in the User Email Address field.
4. In the Common Name field, enter a name for the key (for example, Gita Kumar Dev Key).
5. Leave the CA Email Address field empty.
6. Choose "Saved to disk", and click Continue.

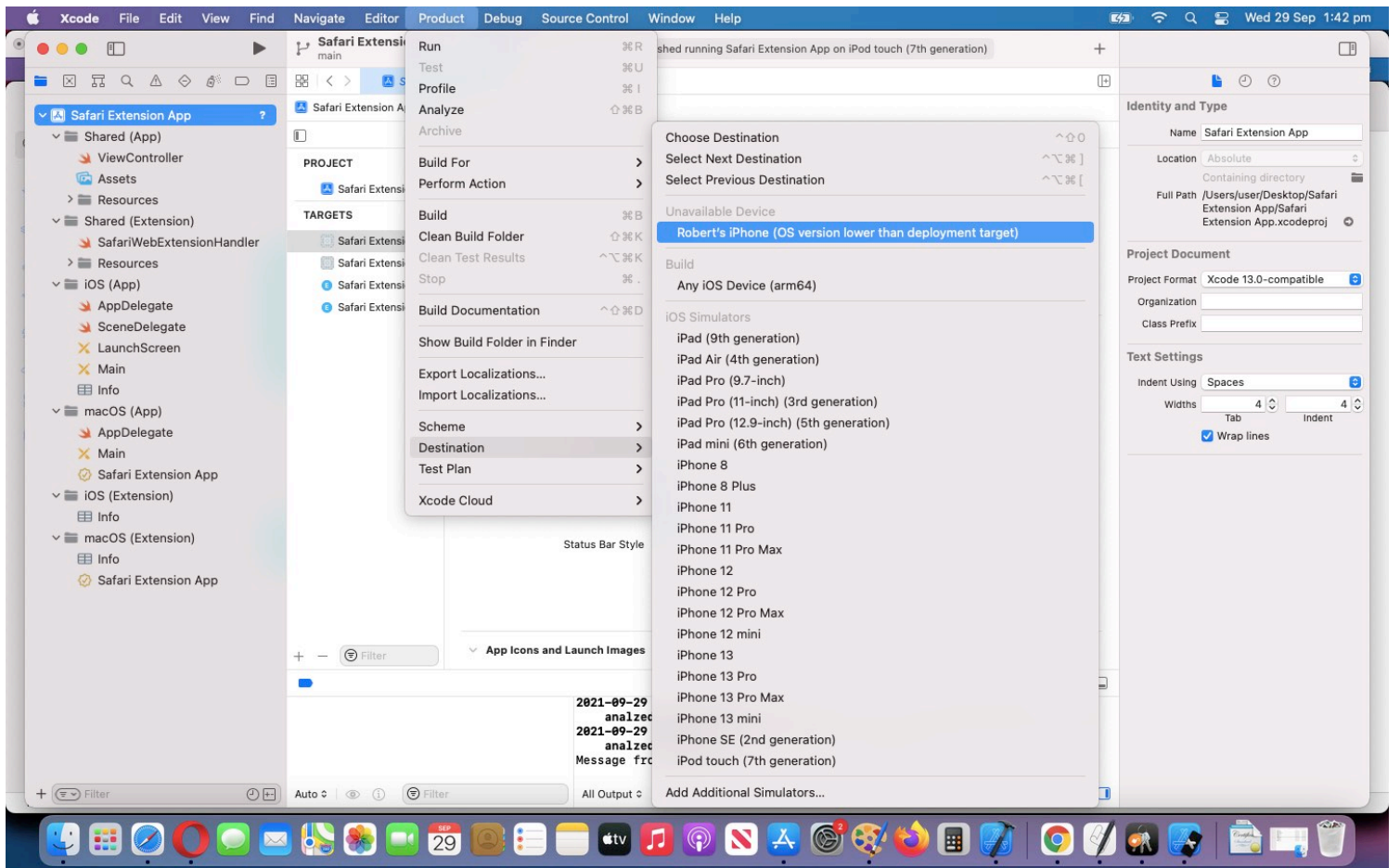


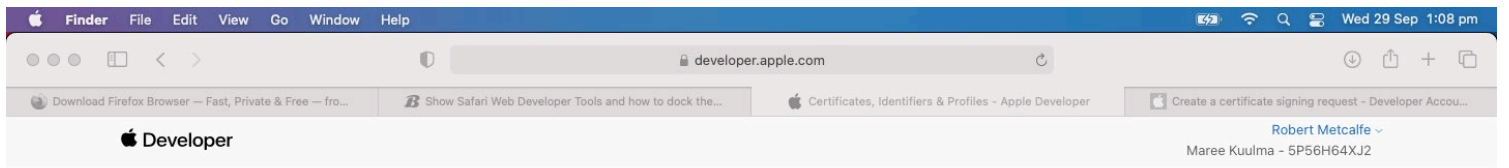
When creating an Apple Pay Payment Processing Certificate, you must specify the Key Pair Information. Select ECC and 256-bit key pair. Apple Pay Payment Processing Certificates for China mainland do not require you to specify a key pair.

If you are working with a payment provider, contact them to obtain a properly formatted CSR to upload and create your certificate.

© 2021 Apple Inc. All rights reserved.

Taskbar: Safari, Photos, Calendar (SEP 29), Mail, Messages, App Store, TV, Music, Podcasts, News, App Store, System Preferences, Firefox, Calculator, Safari, Chrome, PDF, Trash





Certificates, Identifiers & Profiles

[< All Certificates](#)

Download Your Certificate

[Download](#)



Software Distribution Reminder

If you're generating your first Developer ID certificate, the software that you sign it with must be notarized by Apple in order to run on macOS 10.14.5 or later. [Learn how to submit your software for notarization >](#)

Certificate Details

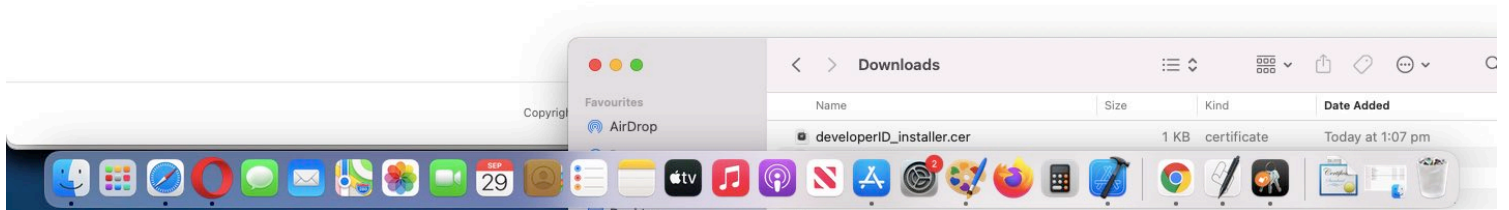
Certificate Name
Maree Kuulma

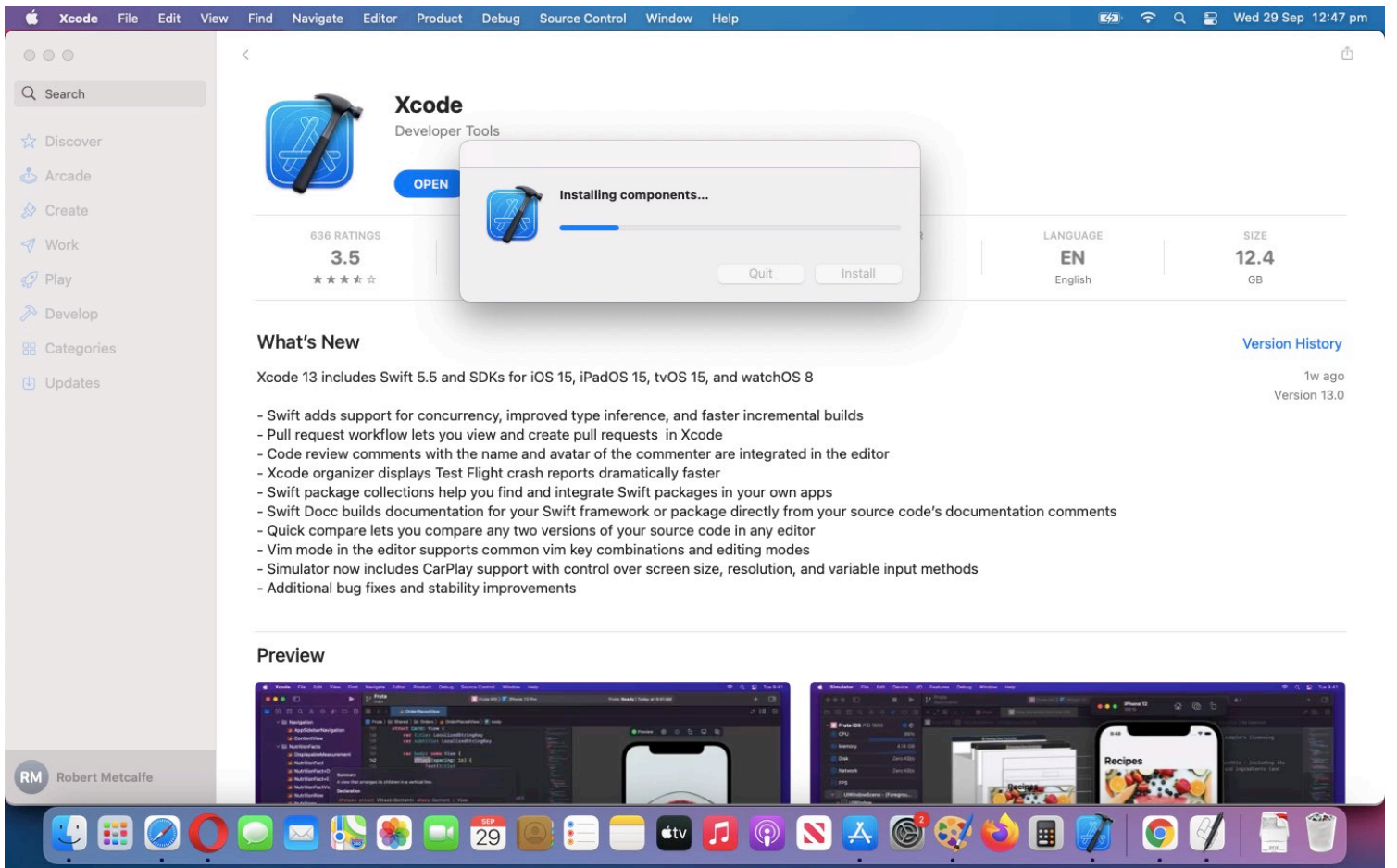
Expiration Date
2026/09/30

Certificate Type
Developer ID Installer

Created By
Robert Metcalfe
(rmetcalfe@rjmprogramming.com.au)

Download your certificate to your Mac, then double click the .cer file to install in Keychain Access. Make sure to save a backup copy of your private and public keys somewhere secure.






App Store Edit Store Window Help Wed 29 Sep 12:45 pm

Search

- Discover
- Arcade
- Create
- Work
- Play
- Develop
- Categories
- Updates



Xcode

Developer Tools

[OPEN](#)

636 RATINGS	AGE	CHART	DEVELOPER	LANGUAGE	SIZE
3.5 ★★★★☆	4+ Years Old	No. 1 Developer Tools	Apple	EN English	12.4 GB

What's New

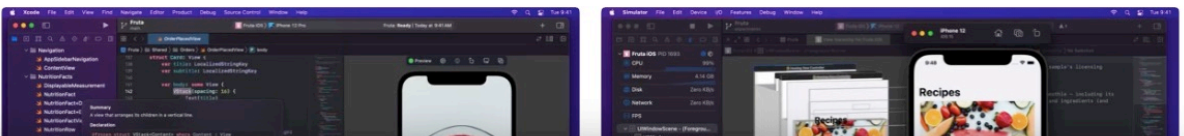
Xcode 13 includes Swift 5.5 and SDKs for iOS 15, iPadOS 15, tvOS 15, and watchOS 8

- Swift adds support for concurrency, improved type inference, and faster incremental builds
- Pull request workflow lets you view and create pull requests in Xcode
- Code review comments with the name and avatar of the commenter are integrated in the editor
- Xcode organizer displays Test Flight crash reports dramatically faster
- Swift package collections help you find and integrate Swift packages in your own apps
- Swift Docc builds documentation for your Swift framework or package directly from your source code's documentation comments
- Quick compare lets you compare any two versions of your source code in any editor
- Vim mode in the editor supports common vim key combinations and editing modes
- Simulator now includes CarPlay support with control over screen size, resolution, and variable input methods
- Additional bug fixes and stability improvements


[Version History](#)

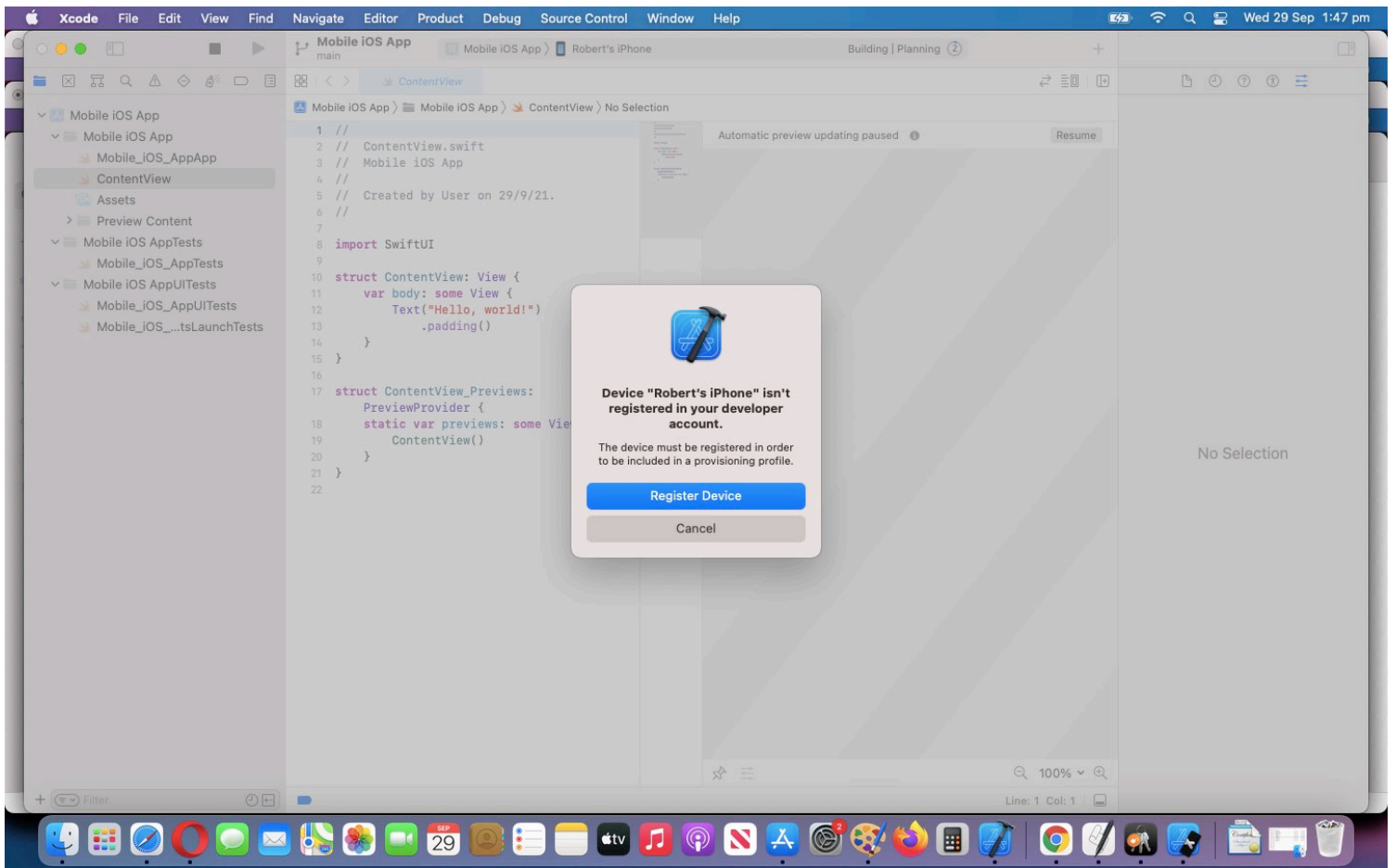
1w ago
Version 13.0

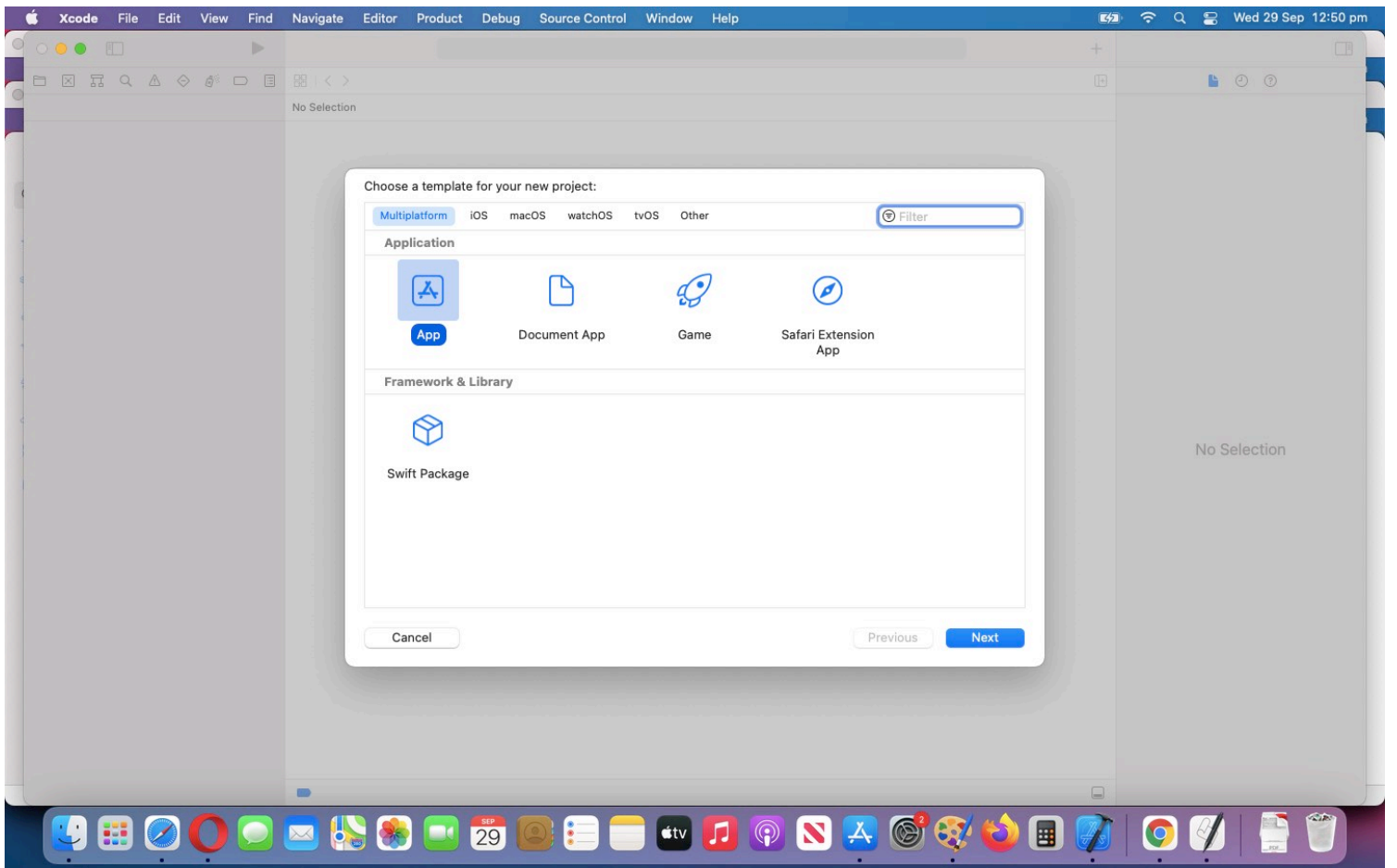
Preview

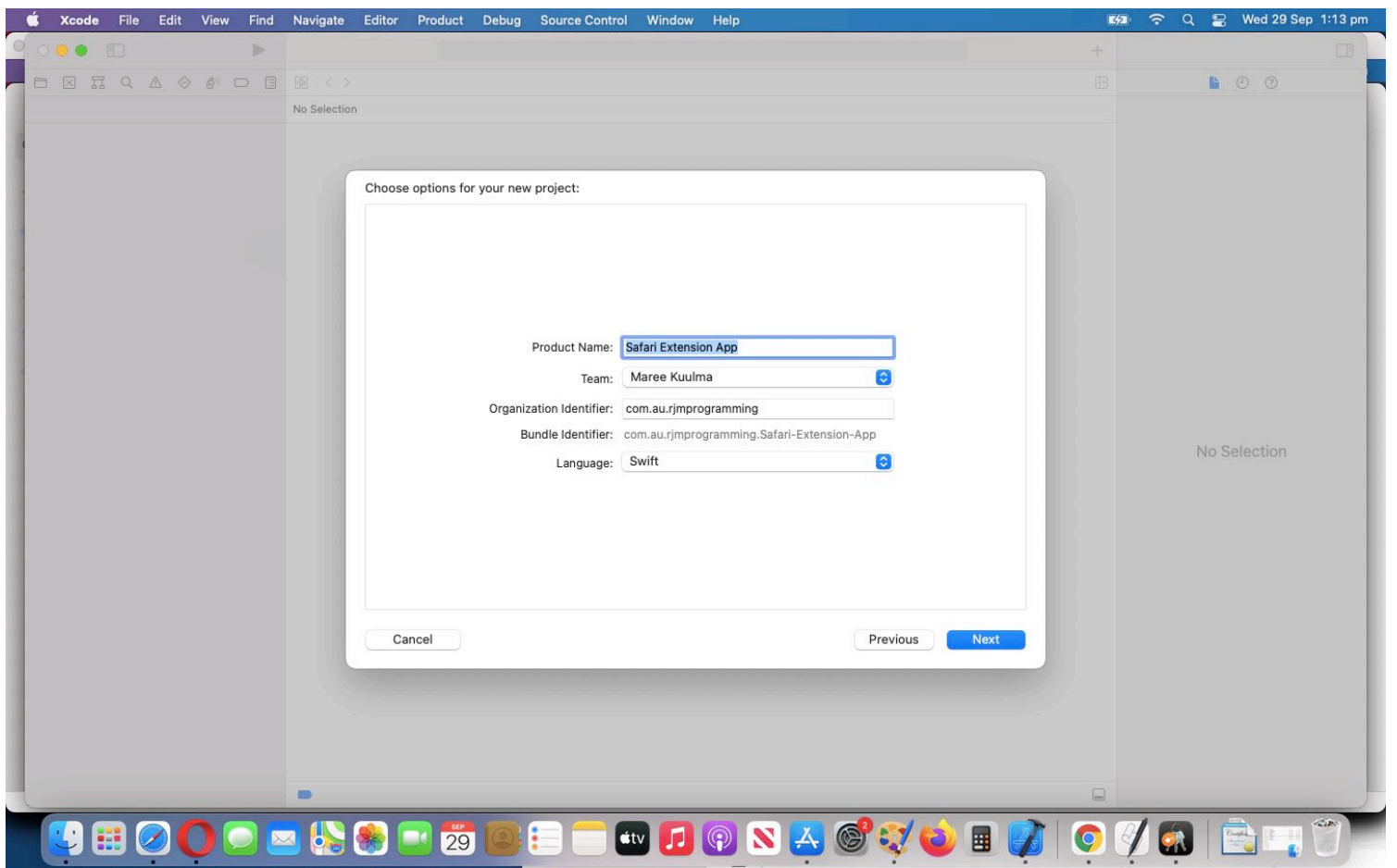


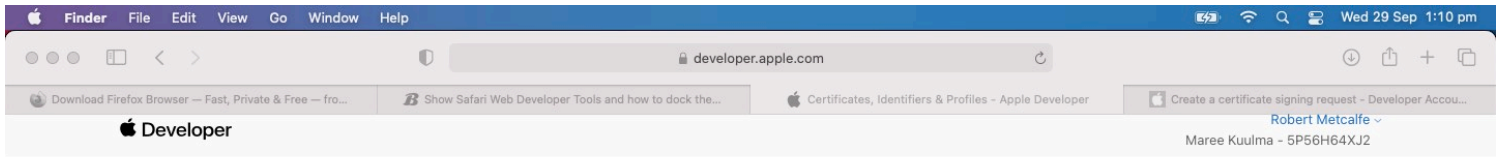
RM Robert Metcalfe











Certificates, Identifiers & Profiles

< All Certificates

Download Your Certificate

Download



Software Distribution Reminder

If you're generating your first Developer ID certificate, the software that you sign it with must be notarized by Apple in order to run on macOS 10.14.5 or later. [Learn how to submit your software for notarization >](#)

Certificate Details

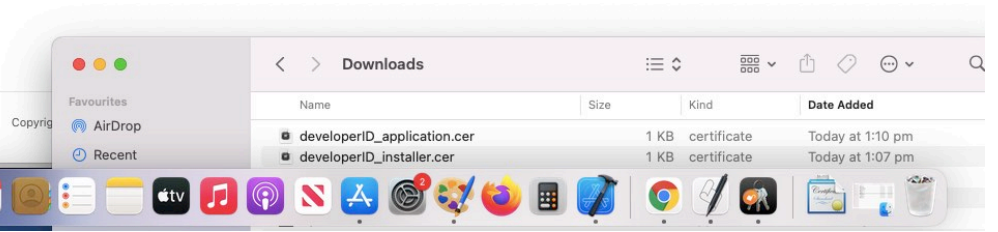
Certificate Name
Maree Kuulma

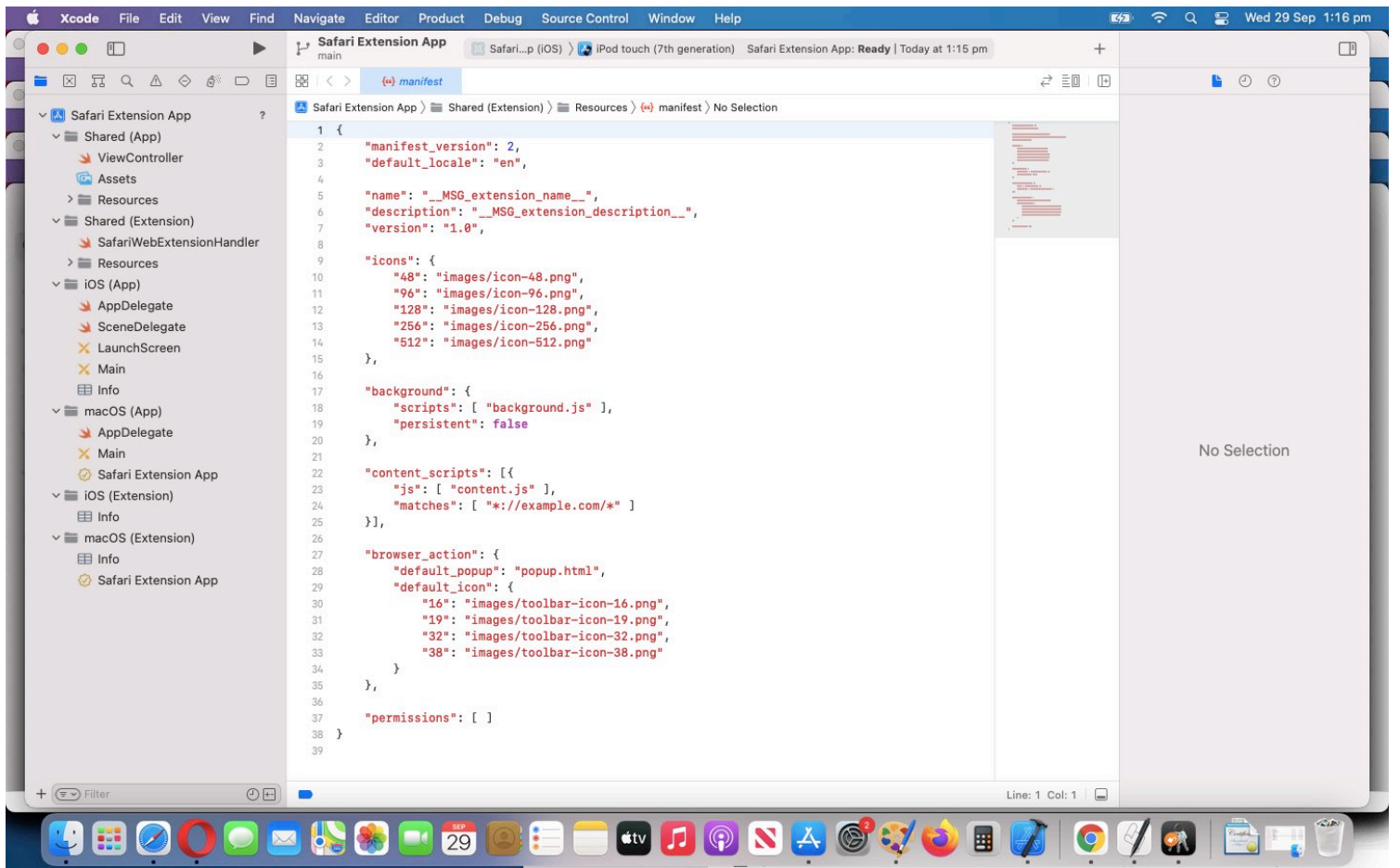
Certificate Type
Developer ID Application

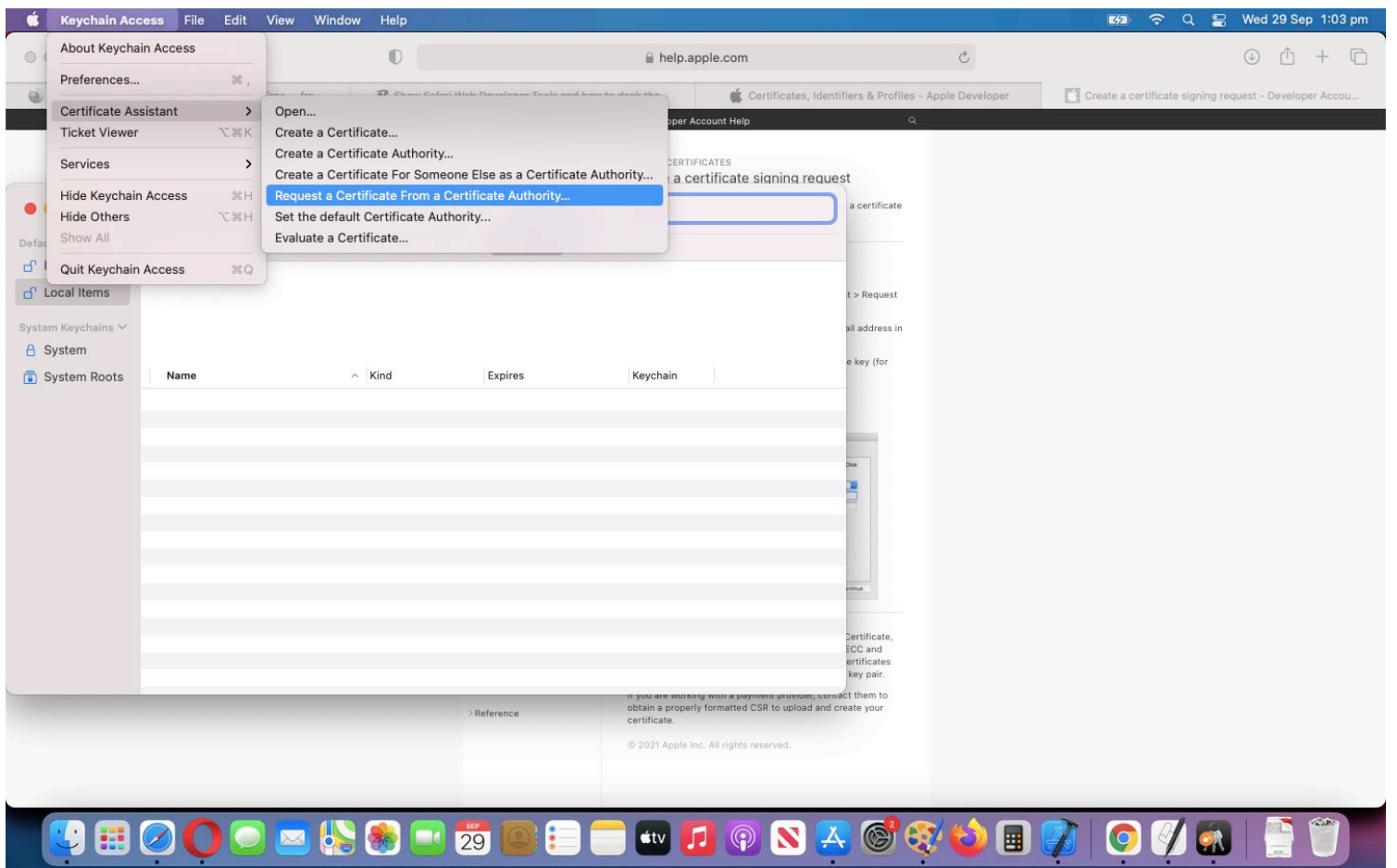
Download your certificate to your Mac, then double click the .cer file to install in Keychain Access. Make sure to save a backup copy of your private and public keys somewhere secure.

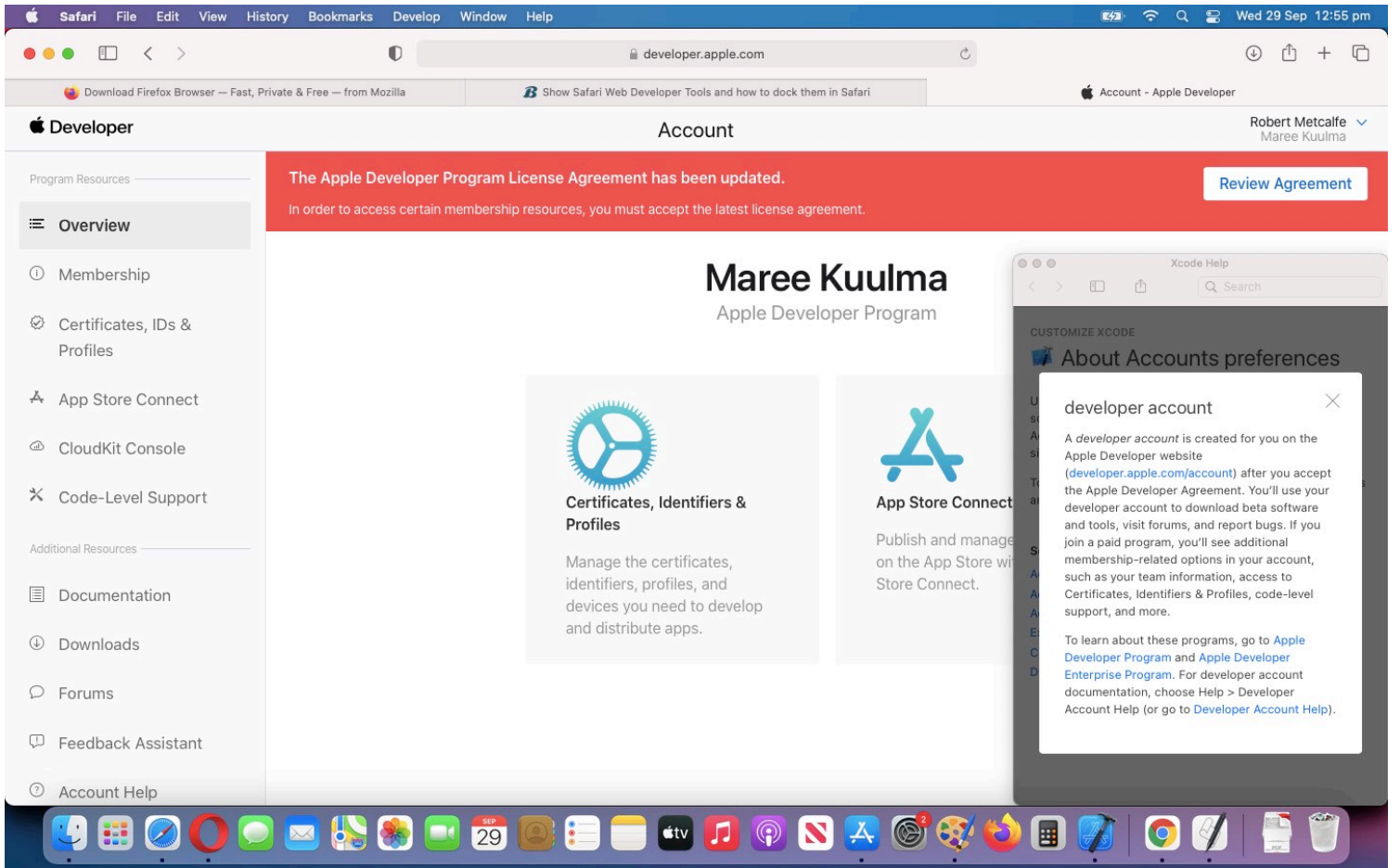
Expiration Date
2026/09/30

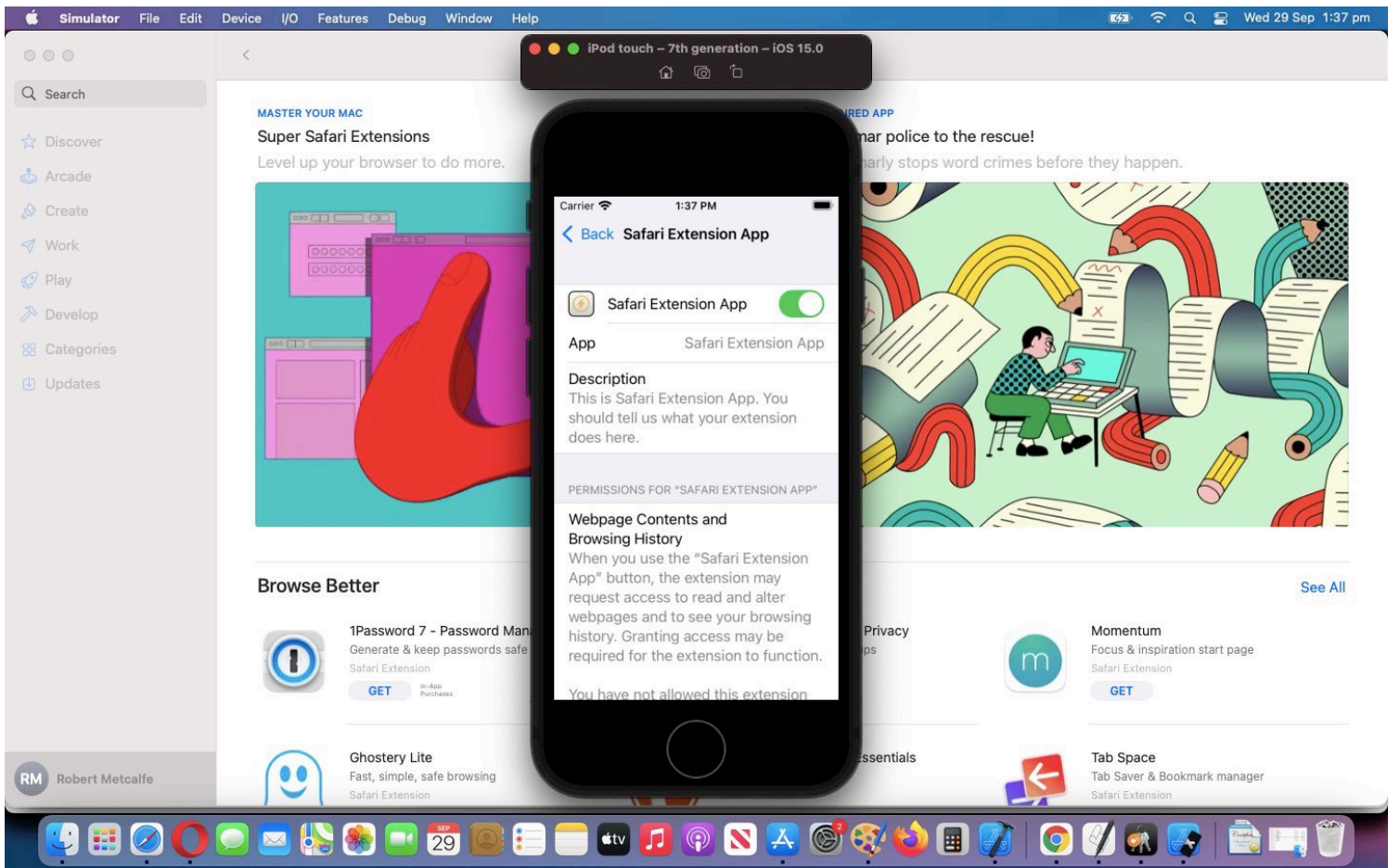
Created By
Robert Metcalfe
(rmetcalfe@rjmprogramming.com.au)

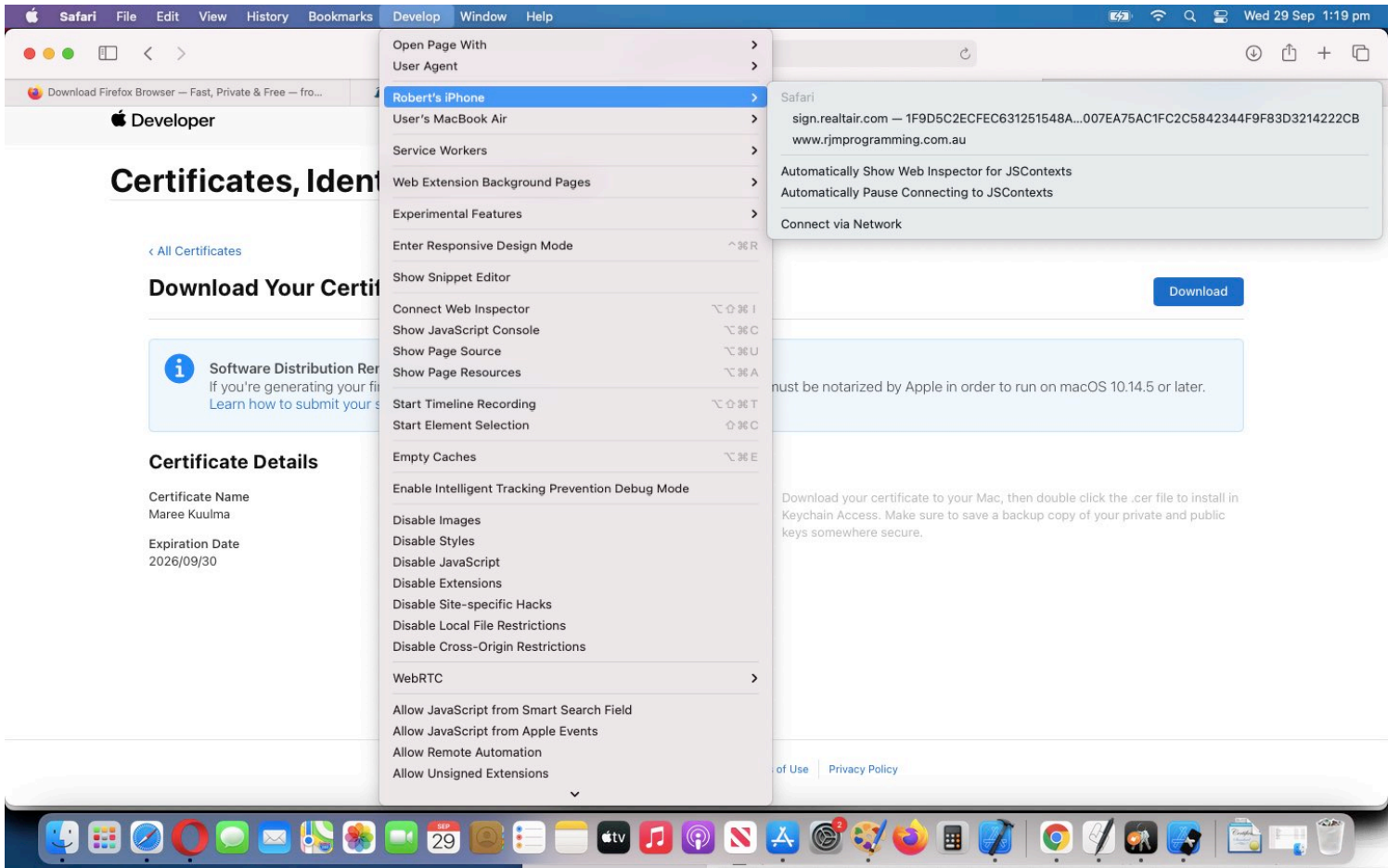












Certificates, Identifiers & Profiles

< All Certificates

Download Your Certificate

i Software Distribution Requirements
If you're generating your file, you must be notarized by Apple in order to run on macOS 10.14.5 or later.
[Learn how to submit your app](#)

Certificate Details

Certificate Name
Maree Kuulma
Expiration Date
2026/09/30

- Open Page With >
- User Agent >
- Robert's iPhone** >
- User's MacBook Air >
- Service Workers >
- Web Extension Background Pages >
- Experimental Features >
- Enter Responsive Design Mode ^⌘ R
- Show Snippet Editor
- Connect Web Inspector ⌘ ⇧ ⌘ I
- Show JavaScript Console ⌘ ⇧ C
- Show Page Source ⌘ ⇧ U
- Show Page Resources ⌘ ⇧ A
- Start Timeline Recording ⌘ ⇧ T
- Start Element Selection ⌘ ⇧ C
- Empty Caches ⌘ ⇧ E
- Enable Intelligent Tracking Prevention Debug Mode
- Disable Images
- Disable Styles
- Disable JavaScript
- Disable Extensions
- Disable Site-specific Hacks
- Disable Local File Restrictions
- Disable Cross-Origin Restrictions
- WebRTC >
- Allow JavaScript from Smart Search Field
- Allow JavaScript from Apple Events
- Allow Remote Automation
- Allow Unsigned Extensions

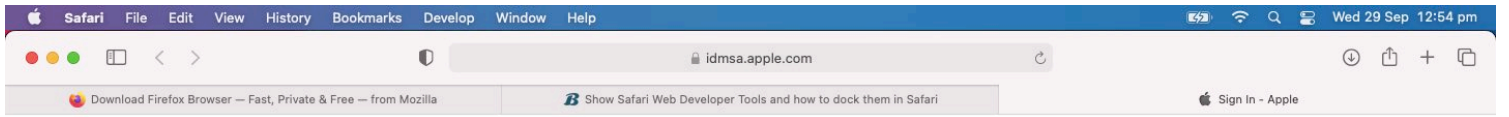
Safari
sign.realtair.com — 1F9D5C2ECFEC631251548A...007EA75AC1FC2C5842344F9F83D3214222CB
www.rjmprogramming.com.au
Automatically Show Web Inspector for JSContexts
Automatically Pause Connecting to JSContexts
Connect via Network

Download

must be notarized by Apple in order to run on macOS 10.14.5 or later.

Download your certificate to your Mac, then double click the .cer file to install in Keychain Access. Make sure to save a backup copy of your private and public keys somewhere secure.

of Use | Privacy Policy




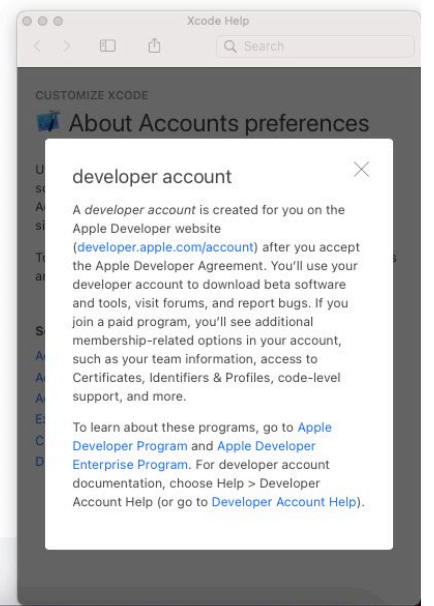
Trust this browser?

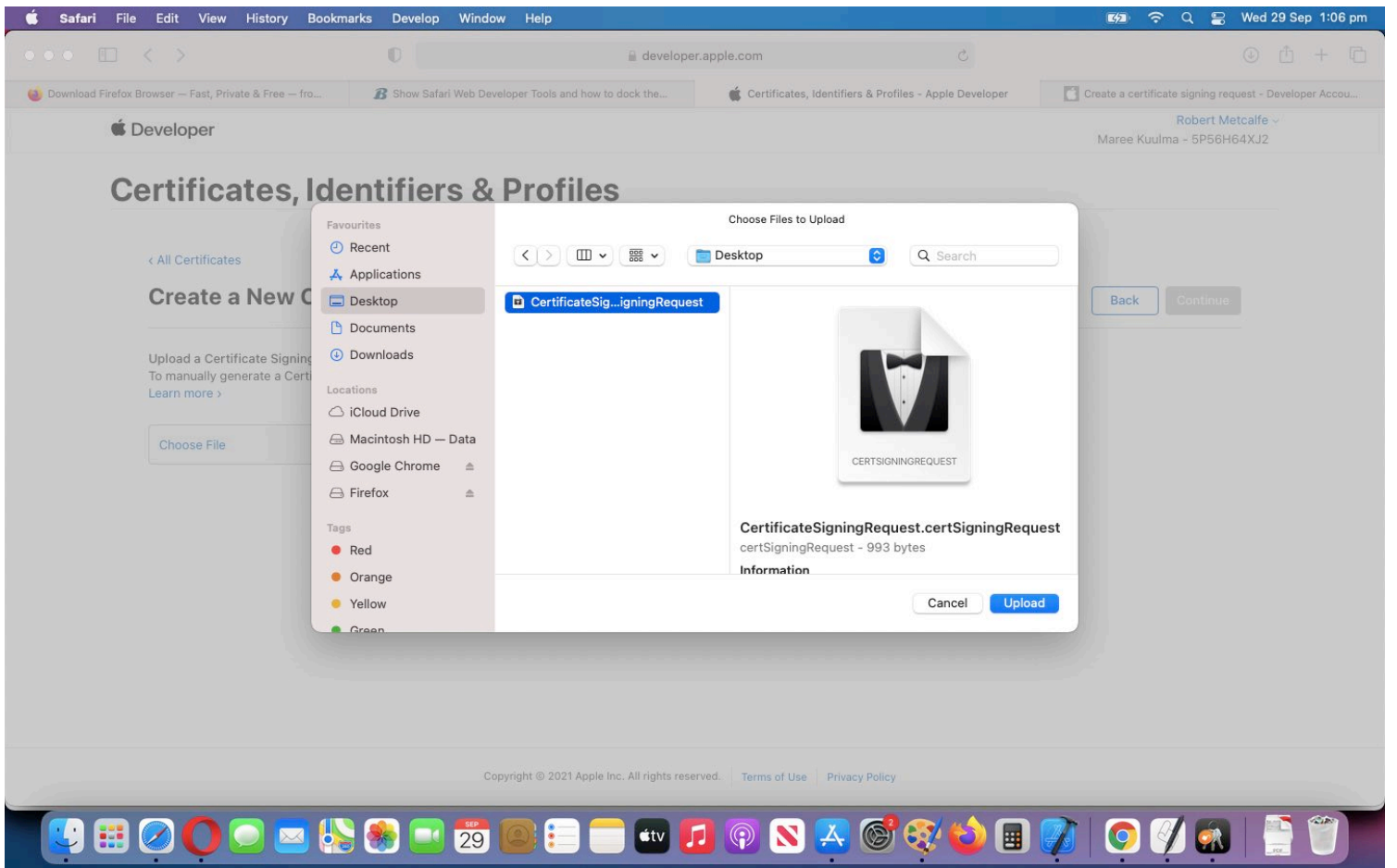
Should you choose to trust this browser, you will not be asked for a verification code the next time you sign in.

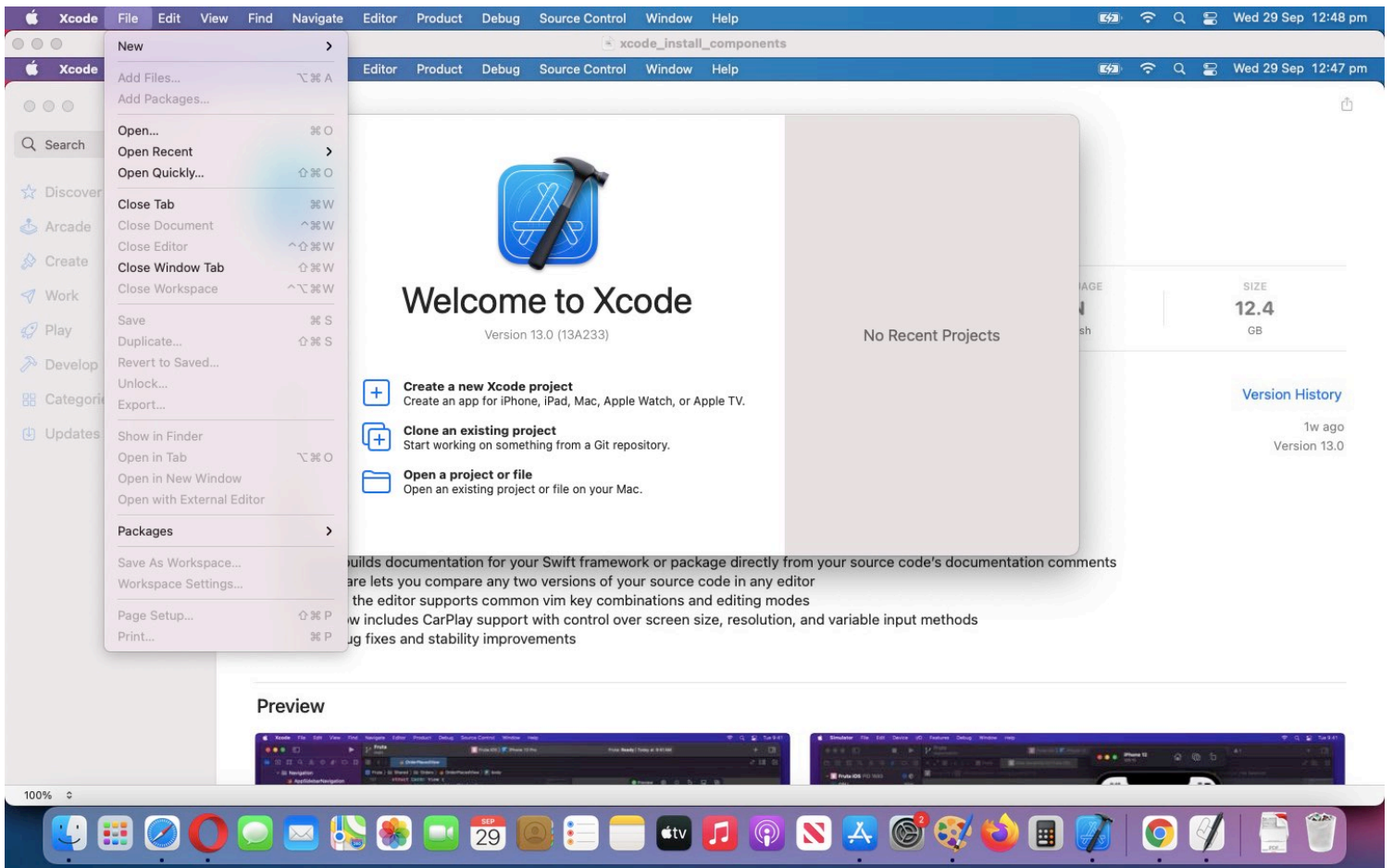
Not Now

Do not trust

Trust







Xcode File Edit View Find Navigate Editor Product Debug Control Window Help

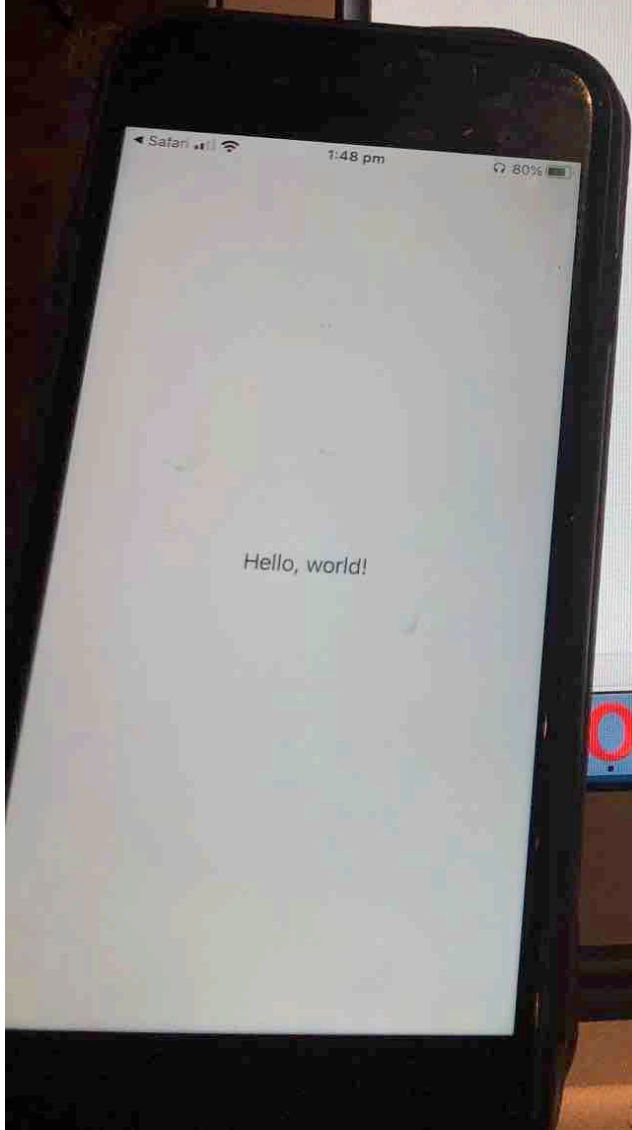
Mobile iOS App main

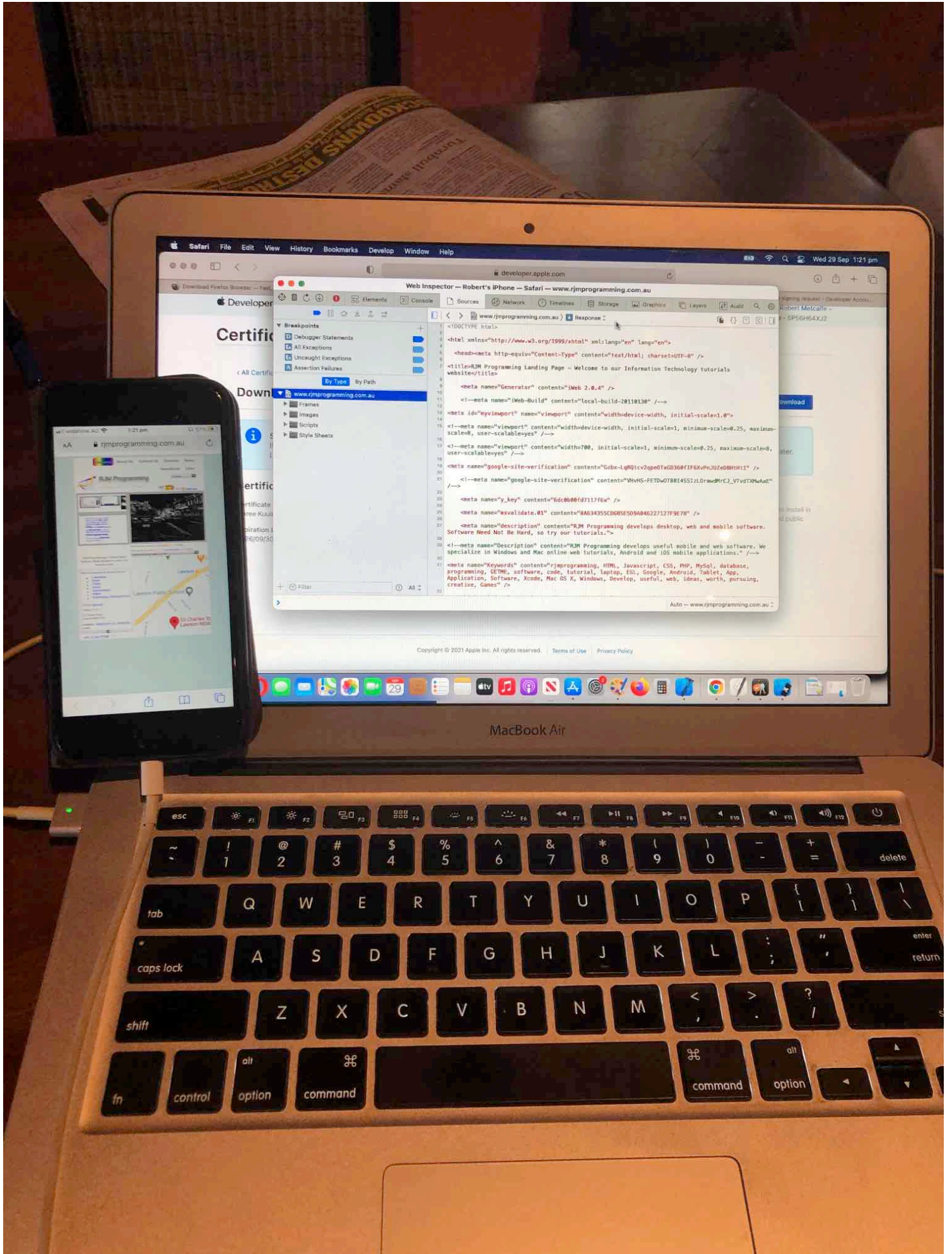
Mobile iOS App > Mobile iOS App > ContentView > No Selection

```
1 //
2 // ContentView.swift
3 // Mobile iOS App
4 //
5 // Created by User on 29/9/21.
6 //
7
8 import SwiftUI
9
10 struct ContentView: View {
11     var body: some View {
12         Text("Hello, world!")
13             .padding()
14     }
15 }
16
17 struct ContentView_Previews:
18     PreviewProvider {
19     static var previews: some View {
20         ContentView()
21     }
22 }
```

Automatic preview updating

MacBook Air





Safari File Edit View History Bookmarks Develop Window Help

developer.apple.com

Web Inspector - Robert's iPhone - Safari - www.rjmprogramming.com.au

www.rjmprogramming.com.au | Response

```
<!DOCTYPE html>
<html xmlns="http://www.w3.org/1999/xhtml" xml:lang="en" lang="en">
<head><meta http-equiv="Content-Type" content="text/html; charset=UTF-8" />
<title>RJM Programming Landing Page - Welcome to our Information Technology tutorials
website</title>
<meta name="Generator" content="iWeb 2.6.4" />
<!--meta name="iWeb-Build" content="local-build-20110130" /-->
<meta id="viewport" name="viewport" content="width=device-width, initial-scale=1.0">
<!--meta name="viewport" content="width=device-width, initial-scale=1, minimum-scale=0.25, maximum-scale=8, user-scalable=yes" /-->
<!--meta name="viewport" content="width=700, initial-scale=1, minimum-scale=0.25, maximum-scale=8, user-scalable=yes" /-->
<meta name="google-site-verification" content="Gcbx-Lg0tcv2ge0TaGD368fIF6XvPhUJz0BmH1" />
<!--meta name="google-site-verification" content="WvHS-FETDv078RIASStzIz0rwdPrCJ_VTvdT0wAae" /-->
<meta name="y_key" content="6dc0b0fd71176a" />
<meta name="asvalidate.01" content="8A634355CD685E509A86227127F9E78" />
<meta name="description" content="RJM Programming develops desktop, web and mobile software. Software Need Not Be Hard, so try our tutorials.">
<!--meta name="Description" content="RJM Programming develops useful mobile and web software. We specialize in Windows and Mac online web tutorials, Android and iOS mobile applications." /-->
<meta name="Keywords" content="rjmprogramming, HTML, Javascript, CSS, PHP, MySQL, database, programming, GETME, software, code, tutorial, laptop, ESL, Google, Android, Tablet, App, Application, Software, Xcode, Mac OS X, Windows, Develop, useful, web, ideas, worth, pursuing, creative, Games" />
```



MacBook Air