

Settings

Finish Setting Up Your iPad



Aeroplane Mode



Wi-Fi

NanaLuLu



Bluetooth

Off



Notifications



Sounds



Do Not Disturb



Screen Time



General



Control Centre



Display & Brightness



Home Screen & Dock



Accessibility

< General

AirPlay & Handoff

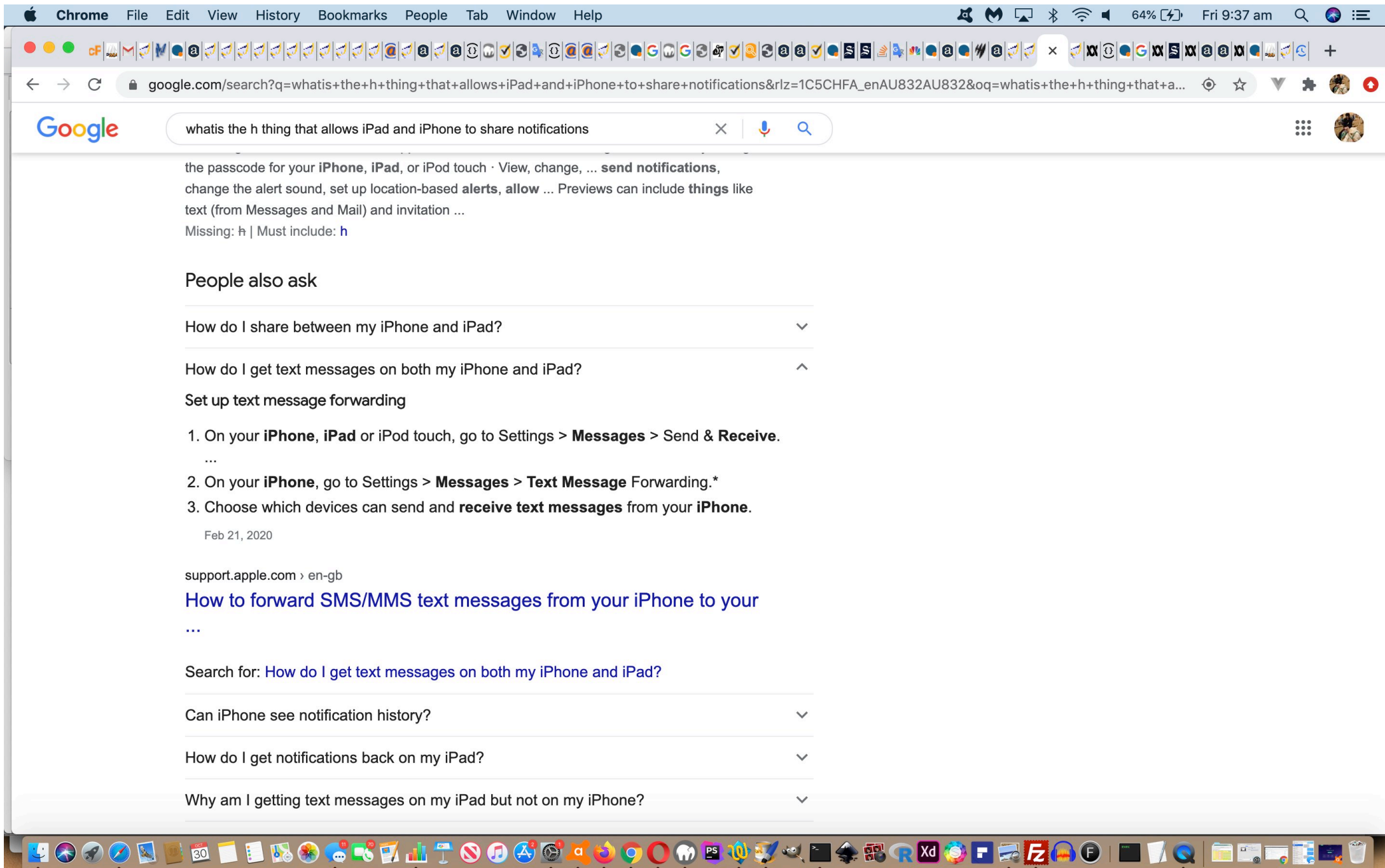
Automatically AirPlay to TVs

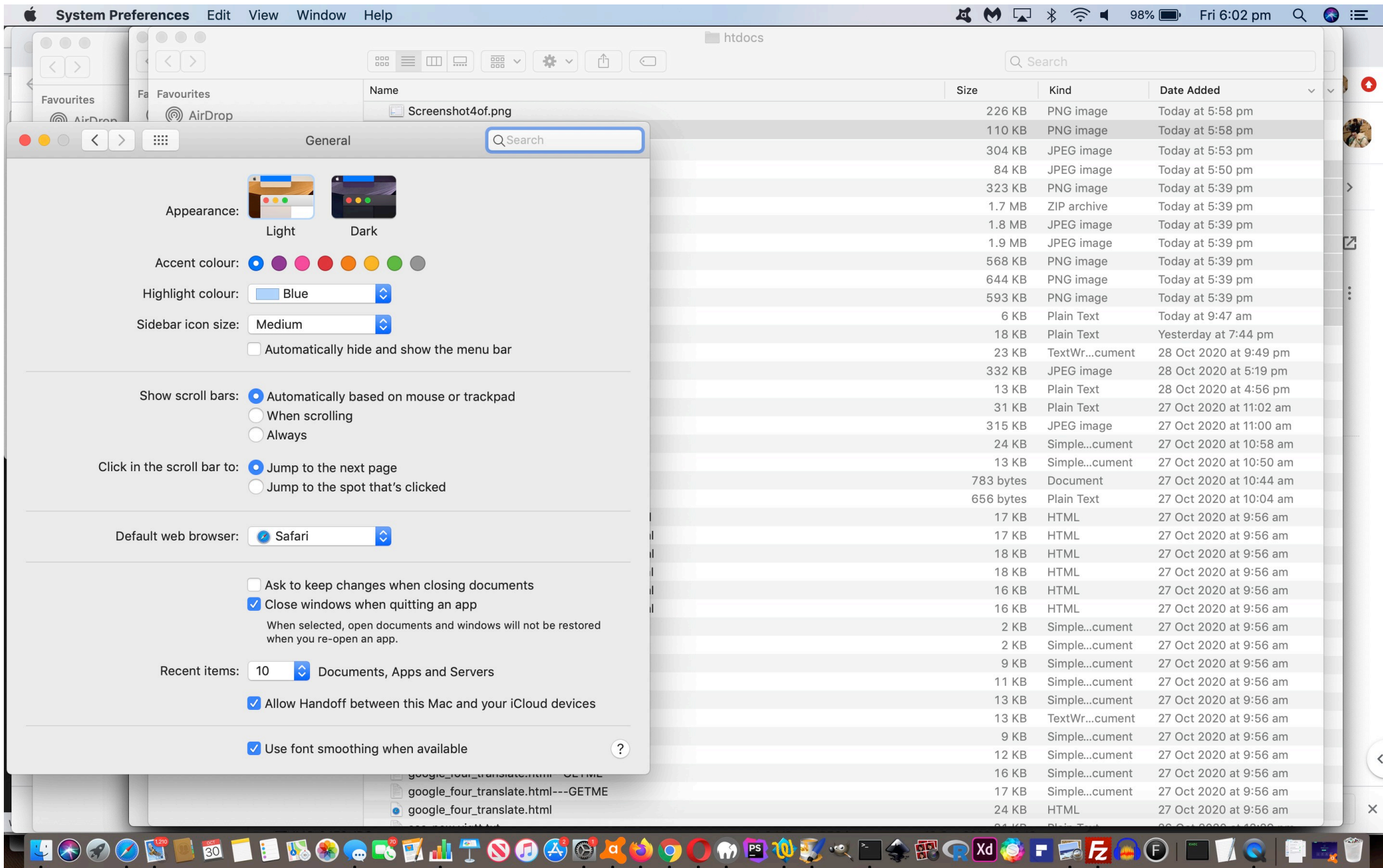
Automatic >

Handoff



Handoff lets you start something on one device and instantly pick it up on other devices using your iCloud account. The app you need appears in the app switcher and in the Dock on a Mac.





[General](#)

AirPlay & Handoff

Automatically AirPlay to TVs

Automatic >

Transfer to HomePod



When playing media, bring iPhone close to the top of HomePod to transfer what's playing.

Handoff



Handoff lets you start something on one device and instantly pick it up on other devices using your iCloud account. The app you need appears in the app switcher and in the Dock on a Mac.

Messages




Search

- erday
- urday
nd a
l ti...
- /9/20
Sep
- /7/20
deo
- /5/20
l call
- /3/20
ou for
y w...
- /3/19
ost
any...
- /11/18



Robert >



Delivered



Tic Tac Toe - Invitation to Play (<http://www.rjmprogramming.com.au/Games/Noughtsandcrosses/>) - RJM Programming ... **X** player wins, congratulations! Bad luck, **O** player). Append link below your square move as 1 to 9 where 1 is top left ... then click return then resultant link to send Tic-Tac-Toe move.
<http://www.rjmprogramming.com.au/Games/Noughtsandcrosses/?oemail=0402050258,0402050258&otherpreclicks=22,13,21,31,23&otherclicks=>



Messages



Search



8:55 am >



8:45 am >

ew



8:27 am >

Voicemail
re informatio...



Yesterday >



Wednesday >



Tuesday >

owing here,
Am wonde...



Tuesday >

Settings



Privacy



iTunes & App Store



Wallet & Apple Pay



Passwords & Accounts



Mail



Contacts



Calendar



Reminders



Voice Memos



Messages



FaceTime



Safari



News



Music

Messages

iMessage



Send & Receive

rmetcalfe@rjmprogramming.com.au >

iMessages can be sent between iPhone, iPad, iPod touch and Mac. Sending or receiving iMessages uses mobile data. [About iMessage and FaceTime & Privacy](#)

Share Name and Photo

Off >

To personalise your messages, choose your name and photo, and who can see what you share.

Show Contact Photos



Show photos of your contacts in Messages.

Send Read Receipts



Show Subject Field



Blocked Contacts



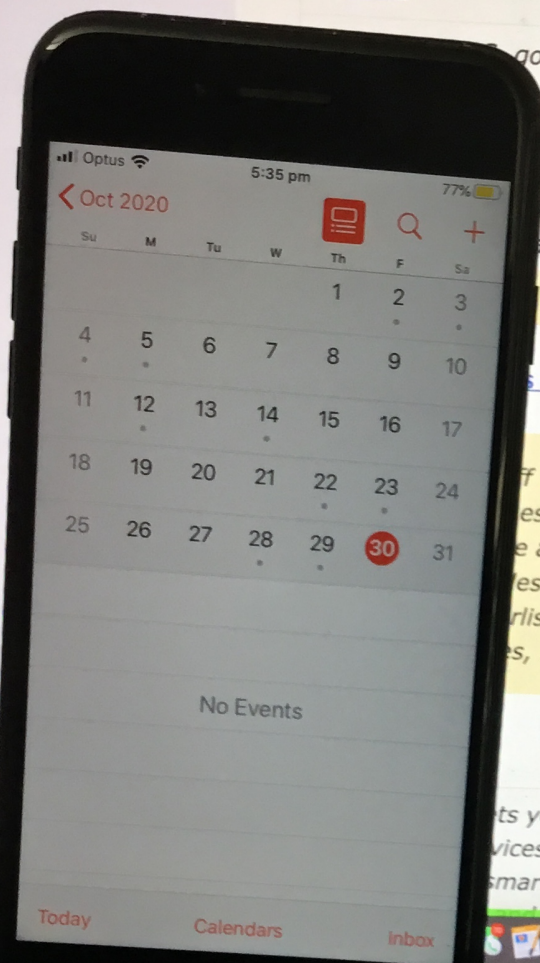
When this is on, people are notified when you have read their messages. This enables read receipts for all conversations.

MESSAGE HISTORY

Keep Messages

Forever >

MESSAGE FILTERING



go to Settings > General > Handoff & Suggested
the Handoff slider to the ON position. On your
System Preferences > General. The second-to-
box is Allow Handoff between this Mac and your
ices, make sure this is checked. Handoff should
abled across your devices.

work with it ...

ff works with Calendar, Contacts, Mail, Maps,
es, Notes, Reminders, Safari, Pages, Numbers,
e as well as any enabled third party apps. Some
es of apps you can try with Handoff are Pocket,
rlist, and the NYTimes app. Of all the Continuity
es, Handoff has the most requirements.

ts you share videos, photos, music and more from
vices to your Apple TV, your favourite speakers and
smart TVs. And what you share always stays

HTML and Javascript and
CSS Survey Traverse
Background Image Tutorial

Swipe iPad Screen Actions
Tutorial

QR Code Covid Safe Check-
in App Tutorial

Screenshot Annotating in
CS Primer Tutorial

MacBook Pro

Calendar
From iPhone

Calendar File Edit View Window Help

Calendars + Day Week Month Year Search

October 2020

< Today >

Sun.	Mon.	Tue.	Wed.	Thu.	Fri.	Sat.
27	28 Queen's Birth... Reconciliation...	29	30	1 Oct	2 Grand Final F...	3
4 Daylight Savi...	5 Queen's Birth... Labour Day (...)	6	7	8	9	10
11	12	13	14	15	16	17
18	19	20	21 Royal Hobart...	22	23	24
25	26	27	28	29	30	31
1 Nov	2 Recreation Da...	3 Melbourne Cu...	4	5	6	7

Keynote as well as any enabled third party apps. Some examples of apps you can try with Handoff are Pocket, Wunderlist, and the NYTimes app. Of all the Continuity features, Handoff has the most requirements.

AirPlay

AirPlay lets you share videos, photos, music and more from Apple devices to your Apple TV, your favourite speakers and popular smart TVs. And what you share always stays

Contacts

Optus 5:36 pm 77%

< Oct 2020

Su	M	Tu	W	Th	F	Sa
				1	2	3
4	5	6	7	8	9	10
11	12	13	14	15	16	17
18	19	20	21	22	23	24
25	26	27	28	29	30	31

No Events

Today Calendars

Settings



Privacy



iTunes & App Store



Wallet & Apple Pay



Passwords & Accounts



Mail



Contacts



Calendar



Reminders



Voice Memos



Messages



FaceTime



Safari



News



Music

Done

iMessage and FaceTime & Privacy

iMessage and FaceTime are designed to protect your information and enable you to choose what you share.

iMessage is an Apple service that sends messages over Wi-Fi or mobile connections to other iOS devices (with iOS 5 or later), iPadOS devices, Mac computers (with OS X 10.8 or later), and Apple Watches. These messages don't count against your messaging plan. Messages sent via iMessage can include photos, videos and other info.

FaceTime is an Apple service that makes video or audio calls to someone who's also using an iOS or iPadOS device or a Mac, or audio calls using an Apple Watch. These calls don't count against your mobile data minutes.

We designed iMessage and FaceTime to use end-to-end encryption, so there's no way for Apple to decrypt the content of your conversations when they are in transit between devices. Attachments you send over iMessage (such as photos or videos) are encrypted so that no one but the sender and receiver(s) can access them. These encrypted attachments may be uploaded to Apple. To improve performance, your device may automatically upload attachments to Apple while you are composing an iMessage. If your message isn't sent, the attachments are deleted from the server after 30 days. When a passcode or password is set on your iOS, iPadOS, or watchOS device, stored messages are encrypted on your device so that they can't be accessed unless the device has been unlocked.

You can choose to automatically delete your iMessages from your device after 30 days or a year, or to keep them on your device forever. For your convenience, iMessages are backed up in iCloud and encrypted if you have

Settings



Privacy



iTunes & App Store



Wallet & Apple Pay



Passwords & Accounts



Mail



Contacts



Calendar



Reminders



Voice Memos



Messages



FaceTime



Safari



News



Music

iMessage and FaceTime & Privacy

Done

convenience, iMessages are backed up in iCloud and encrypted if you have either iCloud Backup or Messages in iCloud enabled. You can turn off both iCloud Backup and Messages in iCloud whenever you want. On iOS or iPadOS, go to Settings > [your name] > iCloud. On macOS, choose Messages > Preferences, tap iMessage and untick the "Enable Messages in iCloud" tick box. We never store the content of FaceTime calls.

You can sign into iMessage and FaceTime using your Apple ID, or just your phone number. If you sign in with your Apple ID on your device, you will be signed into iMessage and FaceTime automatically. Your Apple ID or phone numbers will be shown to the people you contact, and people can reach you using your Apple ID and email addresses or phone numbers on your account. You can select which phone numbers or email addresses you'd like to start new conversations from, and which phone numbers or email addresses you can receive messages and reply from, in iMessage and FaceTime settings. You can add and verify additional "Reachable at" information from your Apple ID account page.

Share Name and Photo allows you to share a name and photo with people you iMessage. You can choose to automatically share with just your contacts, or to be prompted each time. Your shared name and photo will be sent with your next iMessage to the people you share with, and stored on their devices. If you share your name and photo with an iMessage conversation with multiple people, your name and photo will be sent to all the people in the conversation. You can update your name and photo anytime. If you automatically share, updates will be sent when you next send an iMessage to each person you share with. If you have shared your name and photo and later turn off sharing, others who previously received your name and photo may still have your information on their devices. The name and photo you select for messages will be sent to Apple and stored on Apple's servers encrypted in a way that Apple cannot see.

Settings



Privacy



iTunes & App Store



Wallet & Apple Pay



Passwords & Accounts



Mail



Contacts



Calendar



Reminders



Voice Memos



Messages



FaceTime



Safari



News



Music

iMessage and FaceTime & Privacy

Done

share with. If you have shared your name and photo and later turn off sharing, others who previously received your name and photo may still have your information on their devices. The name and photo you select for messages will be sent to Apple and stored on Apple's servers encrypted in a way that Apple cannot see.

Apple may record and store some information related to your use of iMessage and FaceTime to operate and improve Apple's products and services:

- When you use iMessage and FaceTime, Apple may store information about your use of the services in a way that doesn't identify you.
- iMessages that can't be delivered may be held by Apple for up to 30 days for redelivery.
- Apple may record and store information about FaceTime calls, such as who was invited to a call and your device's network configurations and store this information for up to 30 days. Apple doesn't log whether your call was answered and can't access the content of your calls.
- Some apps on your device (including Messages and FaceTime) may communicate with Apple's servers to determine if other people can be reached by iMessage or FaceTime. When this happens, Apple may store these phone numbers and email addresses associated with your account, for up to 30 days.

By using these features, you agree and consent to Apple's and its subsidiaries' and agents' transmission, collection, maintenance, processing and use of this information as described above.

Information collected by Apple will be treated in accordance with Apple's Privacy Policy, which can be found at www.apple.com/au/privacy

[Learn More...](#)