

WordPress 4.7 is available! [Please update now.](#)

Export

When you click the button below WordPress will create an XML file for you to save to your computer.

This format, which we call WordPress eXtended RSS or WXR, will contain your posts, pages, comments, custom fields, categories, and tags.

Once you've saved the download file, you can use the Import function in another WordPress installation to import the content from this site.

Choose what to export

☒ All content

This will contain all of your posts, pages, comments, custom fields, terms, navigation menus and custom posts.

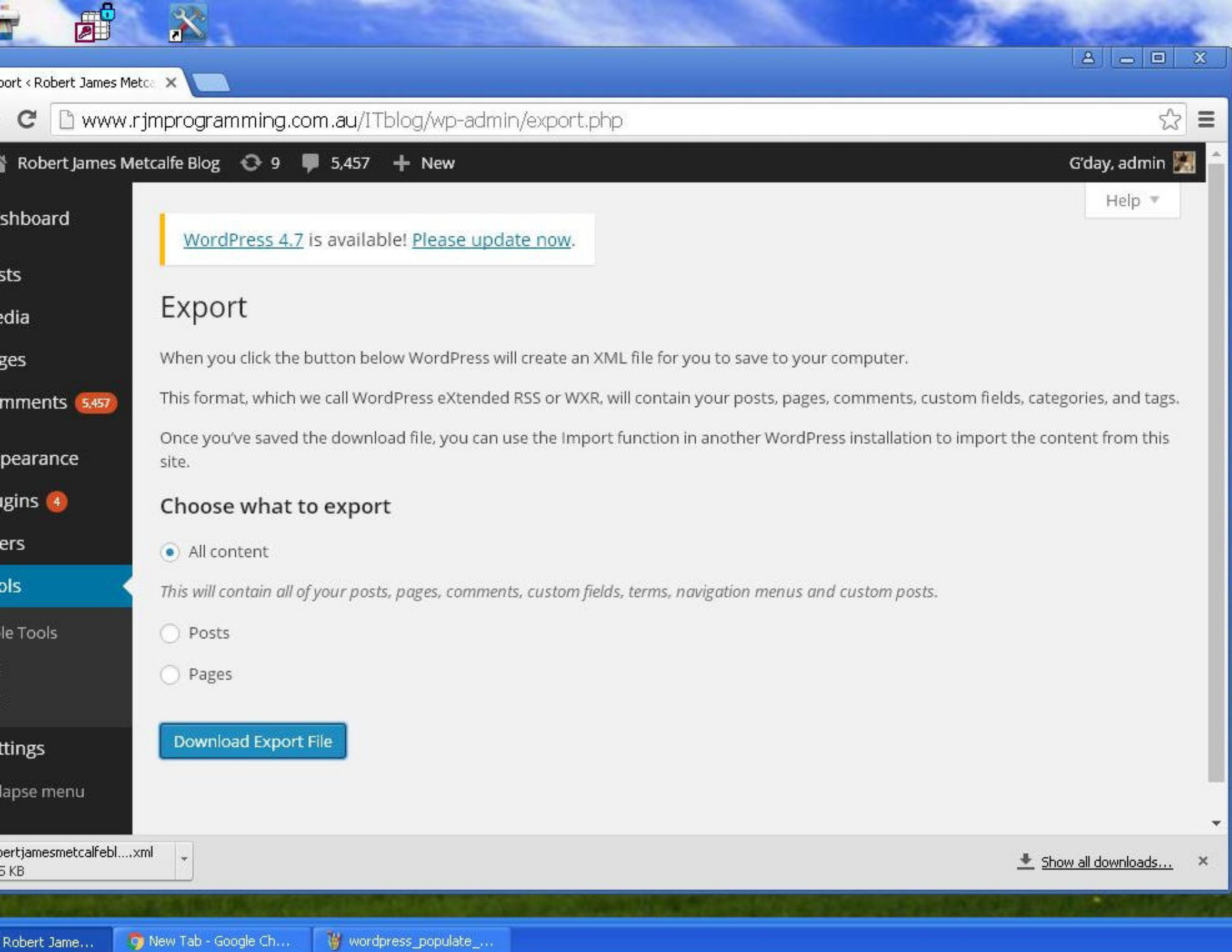
☐ Posts

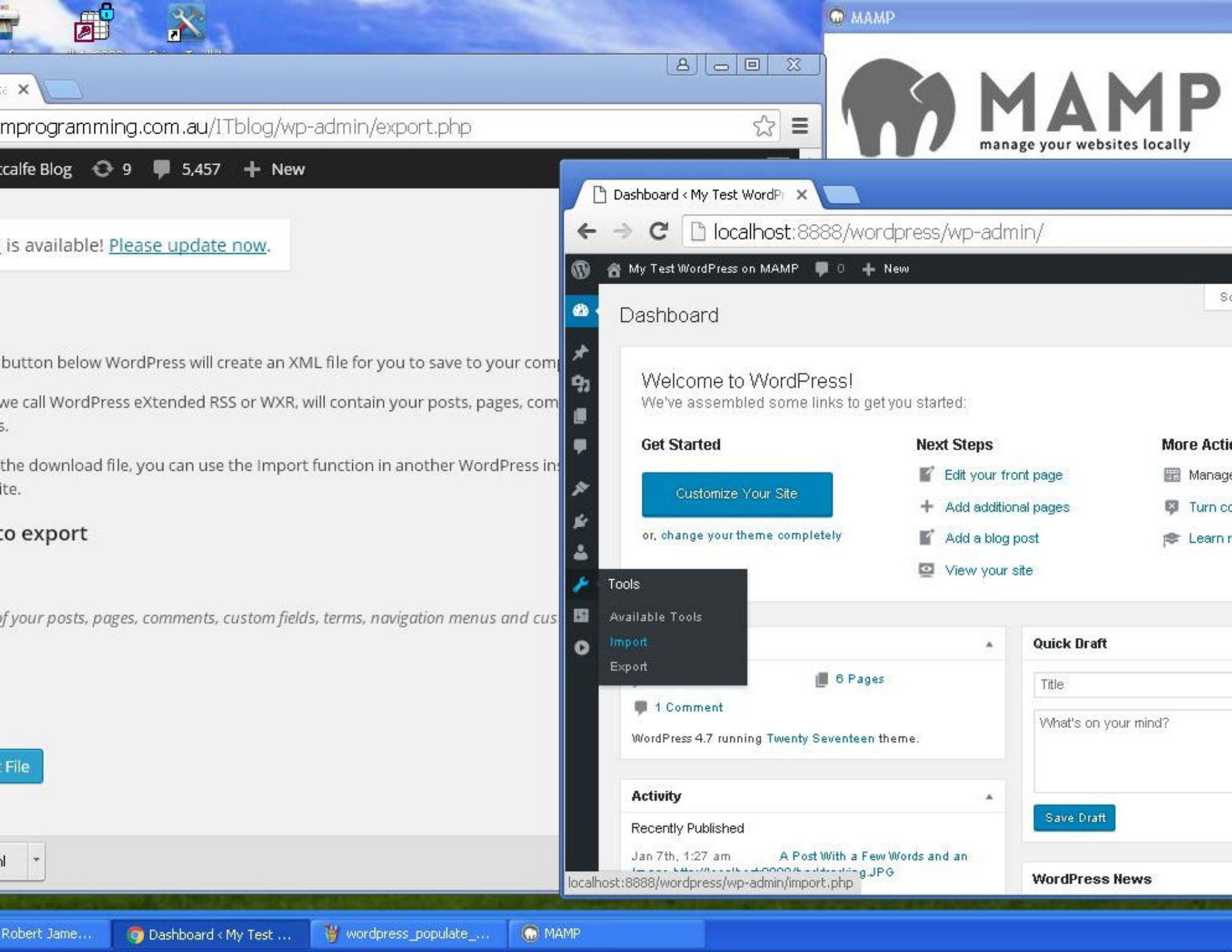
☐ Pages

[Download Export File](#)

Thank you for creating with [WordPress](#).

[Get Version 4.7](#)





mprogramming.com.au/ITblog/wp-admin/export.php

calfe Blog 9 5,457 + New

is available! [Please update now.](#)

button below WordPress will create an XML file for you to save to your computer. We call WordPress extended RSS or WXR, will contain your posts, pages, comments, and media. After the download file, you can use the Import function in another WordPress installation site.

to export

of your posts, pages, comments, custom fields, terms, navigation menus and custom

File

il

Dashboard < My Test WordP

localhost:8888/wordpress/wp-admin/

My Test WordPress on MAMP

0 + New

Dashboard

Welcome to WordPress!
We've assembled some links to get you started:

Get Started

Customize Your Site

or, change your theme completely

Next Steps

Edit your front page

Add additional pages

Add a blog post

View your site

More Actions

Manage

Turn on

Learn more

Tools

Available Tools

Import

Export

6 Pages

1 Comment

WordPress 4.7 running Twenty Seventeen theme.

Activity

Recently Published

Jan 7th, 1:27 am A Post With a Few Words and an Image [A Post With a Few Words and an Image](#)

Quick Draft

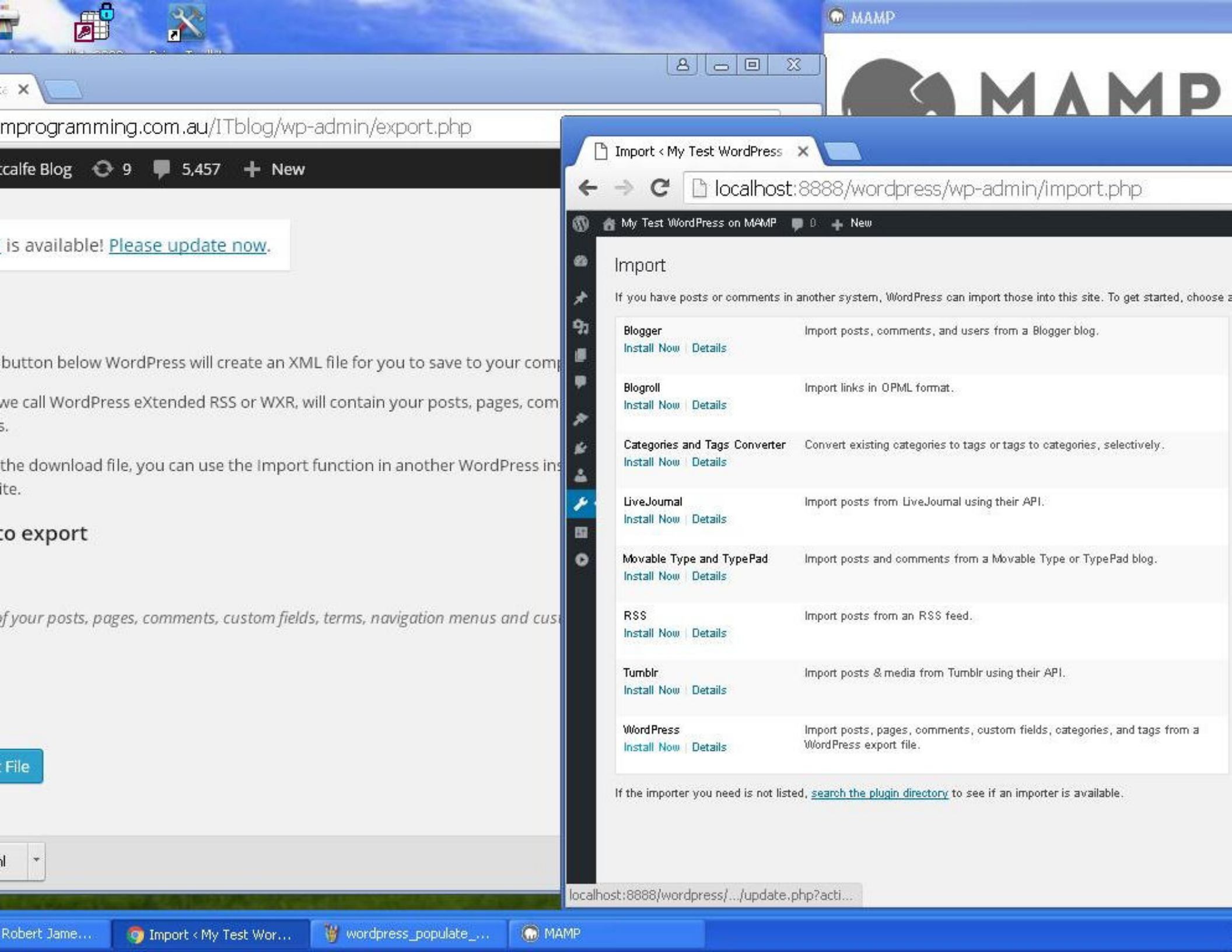
Title

What's on your mind?

Save Draft

WordPress News

localhost:8888/wordpress/wp-admin/import.php



programming.com.au/ITblog/wp-admin/export.php

calfe Blog 9 5,457 + New

is available! [Please update now.](#)

button below WordPress will create an XML file for you to save to your computer.

We call WordPress extended RSS or WXR, will contain your posts, pages, comments, and media.

After the download file, you can use the Import function in another WordPress installation to import the data.

to export

of your posts, pages, comments, custom fields, terms, navigation menus and custom

File

nl

Import < My Test WordPress

localhost:8888/wordpress/wp-admin/import.php

My Test WordPress on MAMP

Import

If you have posts or comments in another system, WordPress can import those into this site. To get started, choose a system to import from.

Blogger
[Install Now](#) [Details](#)

Import posts, comments, and users from a Blogger blog.

Blogroll
[Install Now](#) [Details](#)

Import links in OPML format.

Categories and Tags Converter
[Install Now](#) [Details](#)

Convert existing categories to tags or tags to categories, selectively.

LiveJournal
[Install Now](#) [Details](#)

Import posts from LiveJournal using their API.

Movable Type and TypePad
[Install Now](#) [Details](#)

Import posts and comments from a Movable Type or TypePad blog.

RSS
[Install Now](#) [Details](#)

Import posts from an RSS feed.

Tumblr
[Install Now](#) [Details](#)

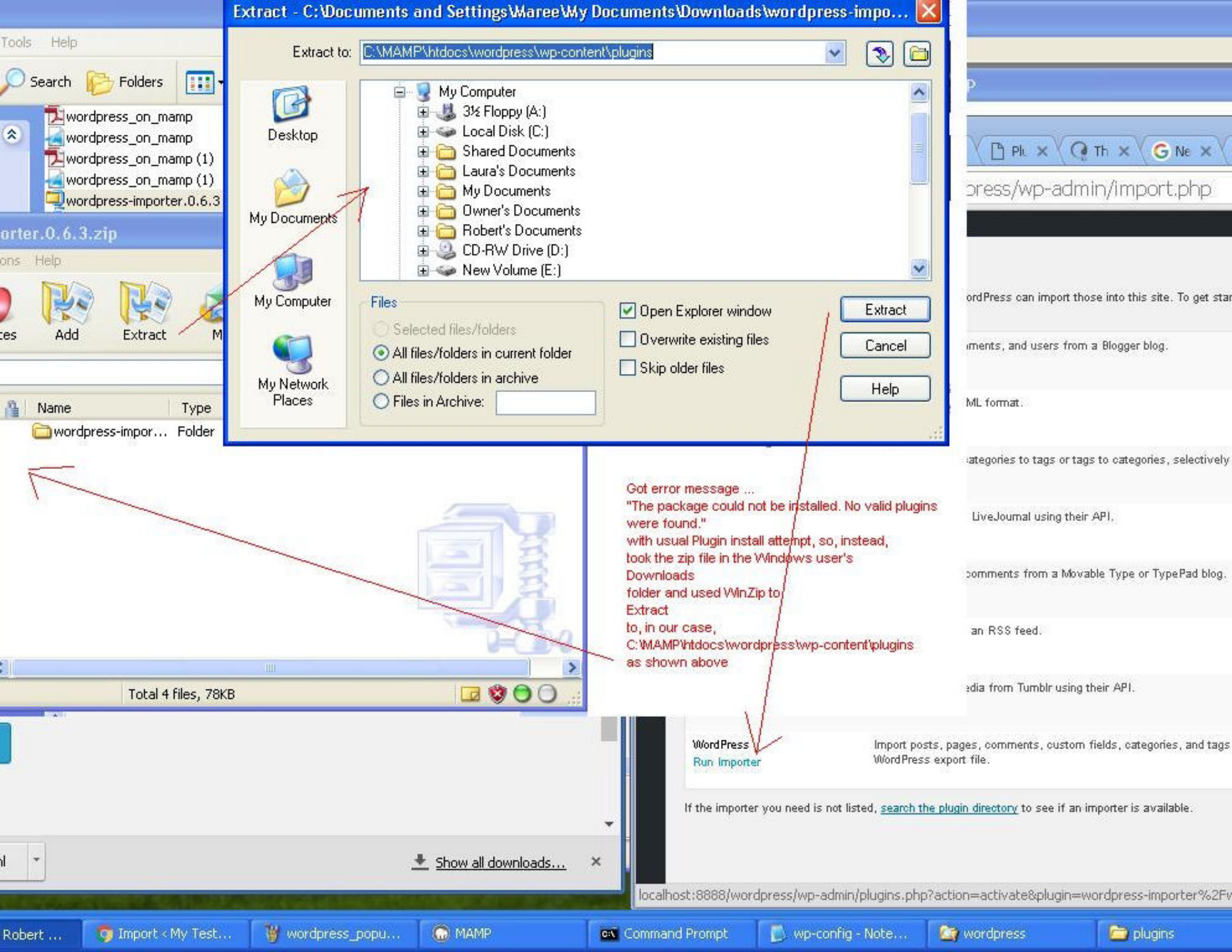
Import posts & media from Tumblr using their API.

WordPress
[Install Now](#) [Details](#)

Import posts, pages, comments, custom fields, categories, and tags from a WordPress export file.

If the importer you need is not listed, [search the plugin directory](#) to see if an importer is available.

localhost:8888/wordpress/.../update.php?acti...



Extract - C:\Documents and Settings\Waree\My Documents\Downloads\wordpress-impo...

Extract to: C:\MAMP\htdocs\wordpress\wp-content\plugins

- My Computer
 - 3 1/2 Floppy (A:)
 - Local Disk (C:)
 - Shared Documents
 - Laura's Documents
 - My Documents
 - Owner's Documents
 - Robert's Documents
 - CD-RW Drive (D:)
 - New Volume (E:)

Files

- ☐ Selected files/folders
- ☒ All files/folders in current folder
- ☐ All files/folders in archive
- ☐ Files in Archive:

- ☒ Open Explorer window
- ☐ Overwrite existing files
- ☐ Skip older files

Extract
Cancel
Help

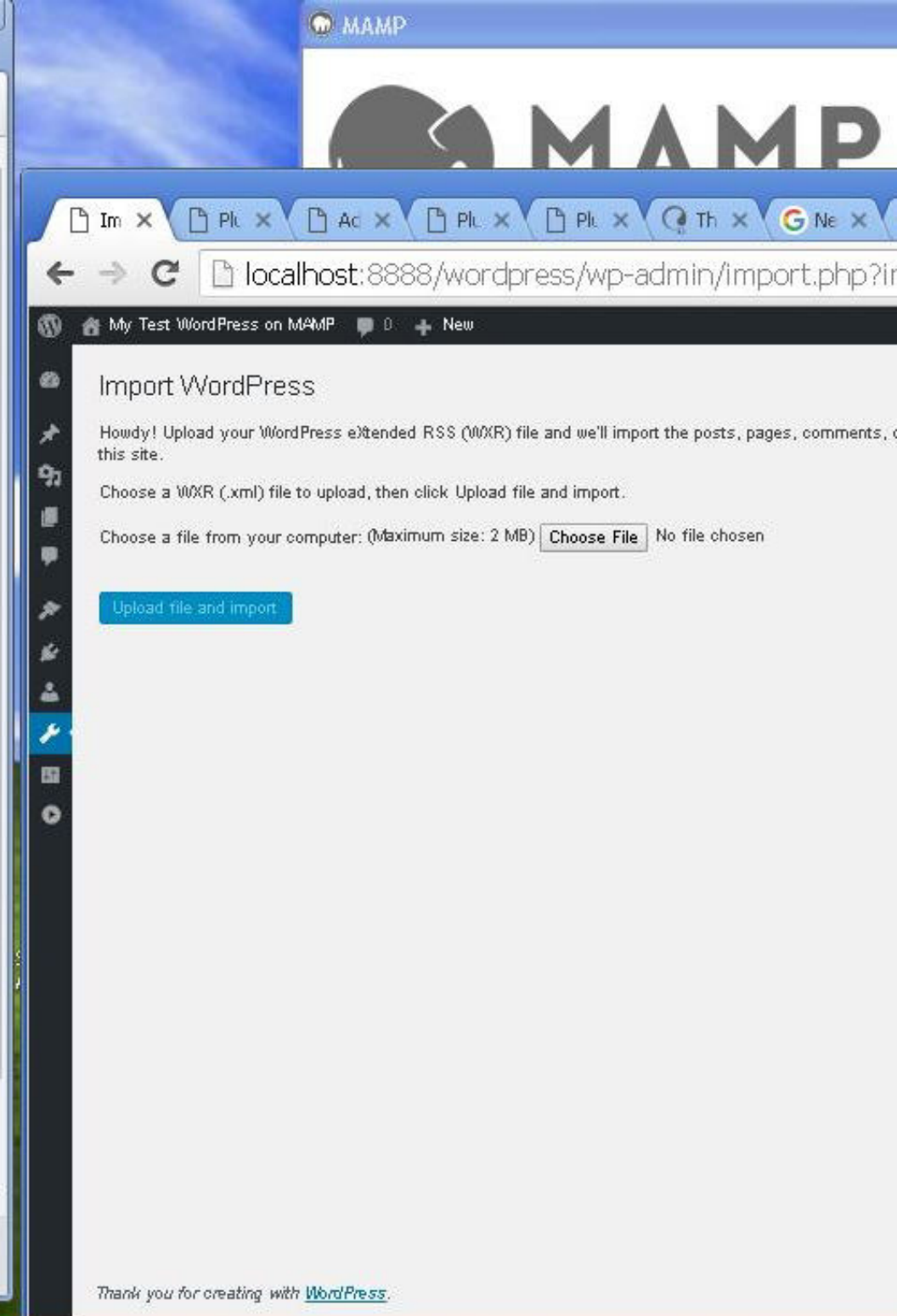
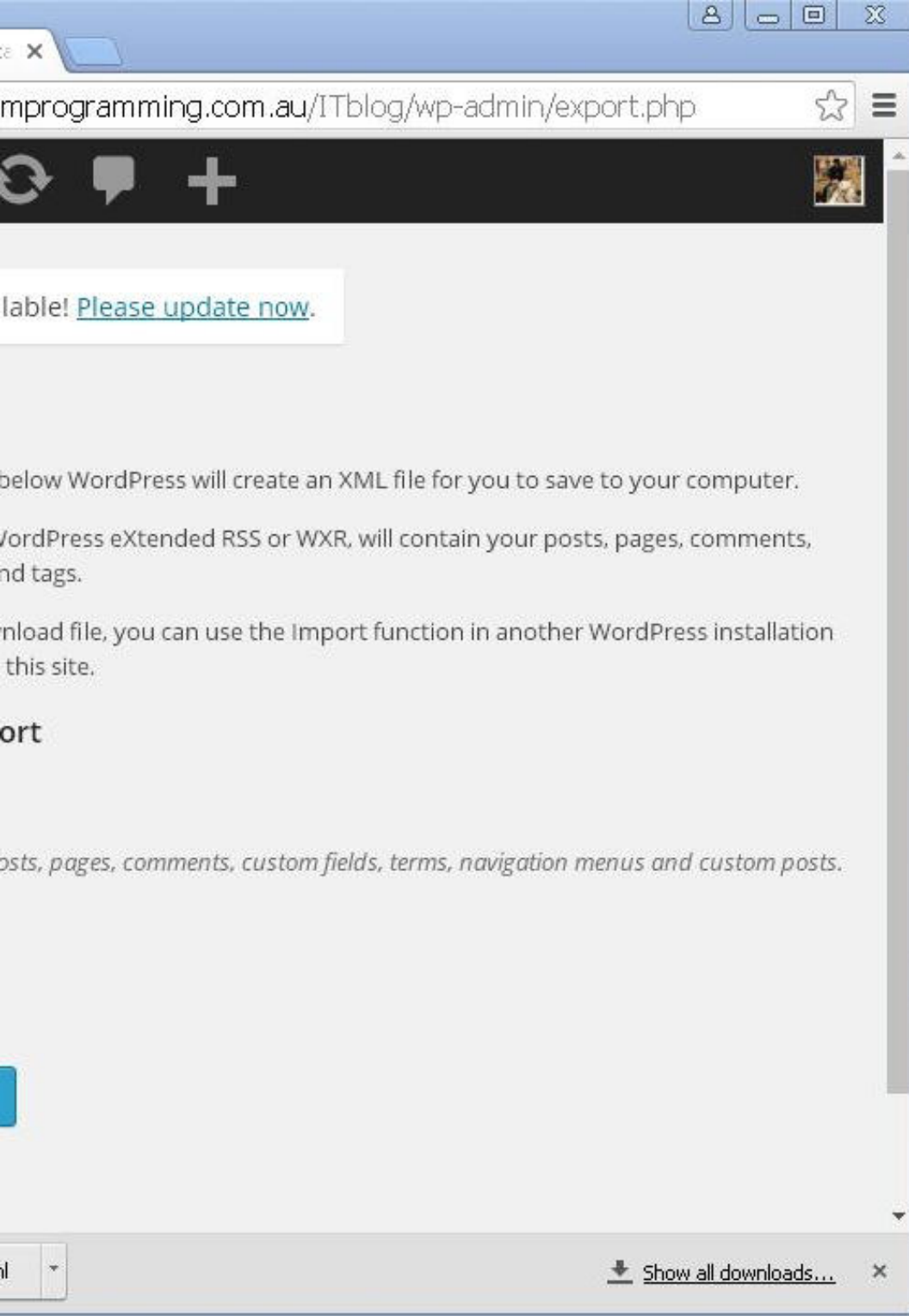
Got error message ...
"The package could not be installed. No valid plugins were found."
with usual Plugin install attempt, so, instead, took the zip file in the Windows user's Downloads folder and used WinZip to Extract to, in our case, C:\MAMP\htdocs\wordpress\wp-content\plugins as shown above

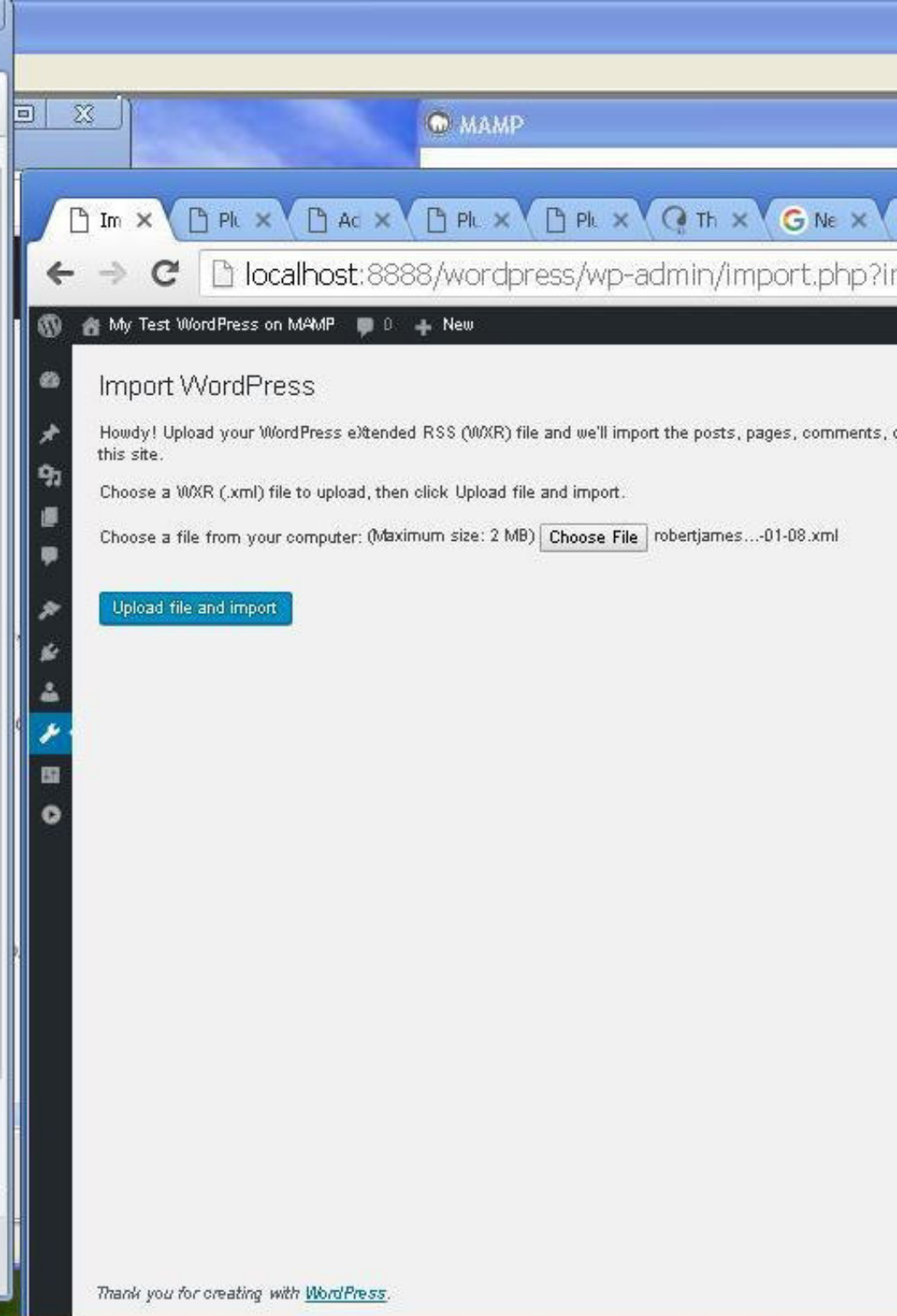
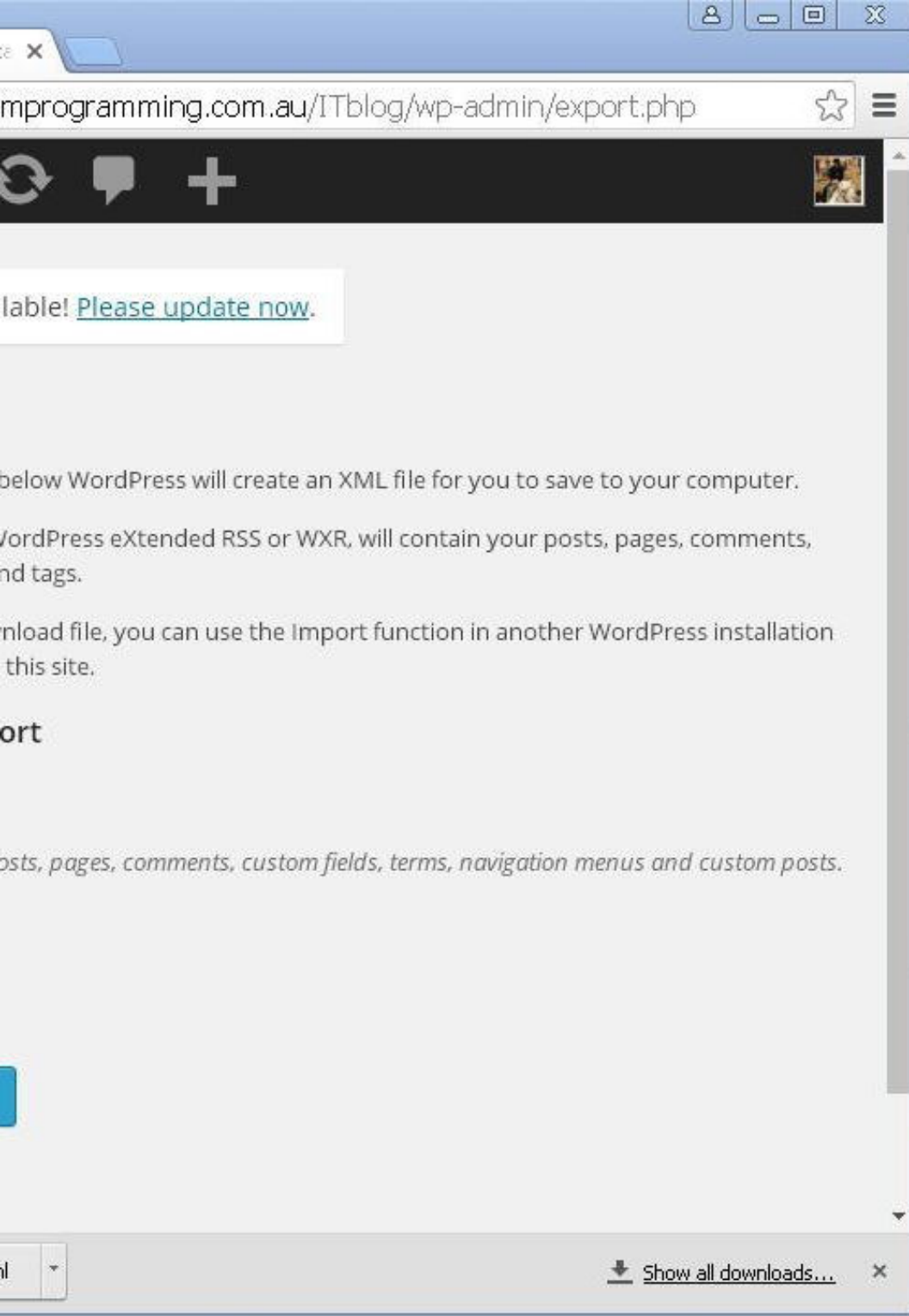
WordPress
Run Importer

Import posts, pages, comments, custom fields, categories, and tags
WordPress export file.

If the importer you need is not listed, [search the plugin directory](#) to see if an importer is available.

localhost:8888/wordpress/wp-admin/plugins.php?action=activate&plugin=wordpress-importer%2Fv...






```
53,588 php.ini
53,588 bytes

C:\MAMP\conf\php5.4.45

53,597 php.ini
53,597 bytes

C:\MAMP\conf\php5.4.45\php.ini c:\MAMP\conf\php5.4.45\php.ini_orig
pied.

C:\MAMP\conf\php5.4.45\php.ini c:\MAMP\conf\php5.4.45\php.ini_orig
nf\php5.4.45\php.ini and C:\MAMP\conf\php5.4.45\php.ini_orig
sizes.

Y/N) ? N

C:\MAMP\conf\php5.4.45\php.ini c:\MAMP\conf\php5.4.45\php.ini_o
C:\MAMP\CONF\PHP5.4.45\php.ini and C:\MAMP\CONF\PHP5.4.45\PHP.INI
PHP5.4.45\php.ini
ST data that PHP will accept.

C:\MAMP\CONF\PHP5.4.45\PHP.INI_ORIG
ST data that PHP will accept.

C:\MAMP\CONF\PHP5.4.45\php.ini
ze for uploaded files.
= 42M

C:\MAMP\CONF\PHP5.4.45\PHP.INI_ORIG
ze for uploaded files.
= 2M
```

localhost:8888/wordpress/wp-admin/admin.php?import=wordpress

Import WordPress

Sorry, there has been an error.
File is empty. Please upload something more substantial. This error could also be caused by uploads being disabled in your WordPress configuration file. The `post_max_size` being defined as smaller than `upload_max_filesize` in `php.ini`.

Preferences

- Start/Stop
- Ports
- PHP**
- Web Server
- About MAMP

Standard Version: 5.4.45

Cache: off

OK Cancel

Preferences... Open start page

Quit

Thank you for creating with [WordPress](#).

```

C:\MAMP\conf\php5.4.45
e(s) 53,597 php.ini
e(s) 53,597 bytes

C:\MAMP\conf\php5.5.0
e(s) 53,515 php.ini
e(s) 53,515 bytes

C:\MAMP\conf\php5.5.24
e(s) 53,587 php.ini
e(s) 53,587 bytes

C:\MAMP\conf\php5.5.29
e(s) 53,629 php.ini
e(s) 53,629 bytes

C:\MAMP\conf\php5.6.0
e(s) 53,517 php.ini
e(s) 53,517 bytes

C:\MAMP\conf\php5.6.13
e(s) 53,596 php.ini
e(s) 53,596 bytes

C:\MAMP\conf\php5.6.8
e(s) 53,587 php.ini
e(s) 53,587 bytes

C:\MAMP\conf\php7.0.0
e(s) 53,562 php.ini
e(s) 53,562 bytes

e(s) 588,611 bytes
e(s) 40,672,120,832 bytes free

C:\MAMP\wp-content>
C:\MAMP\wp-content>notepad c:\MAMP\conf\php5.4.45
C:\MAMP\wp-content>notepad c:\MAMP\conf\php5.4.45\php.ini
C:\MAMP\wp-content>
C:\MAMP\wp-content>notepad c:\MAMP\conf\php5.4.45\php.ini
C:\MAMP\wp-content>

```

Im xPlt xAc xPlt xPlt xTh xNe x


localhost:8888/wordpress/wp-admin/admin.php?in


My Test WordPress on MAMP0 + New


Import WordPress

Sorry, there has been an error.
The uploaded file exceeds the upload_max_filesize directive in php.ini.

MAMP

 **MAMP**
manage your websites locally

 Preferences...

 Open start page

Quit

Try

Thank you for creating with [WordPress](#).


```
C:\MAMP\conf\php5.4.45
C:\MAMP\conf\php5.4.45>dir
Volume in drive C: has no label.
Serial number is 000000000000
53,597 php.ini
53,597 bytes
C:\MAMP\conf\php5.5.0
C:\MAMP\conf\php5.5.0>dir
Volume in drive C: has no label.
Serial number is 000000000000
53,515 php.ini
53,515 bytes
C:\MAMP\conf\php5.5.24
C:\MAMP\conf\php5.5.24>dir
Volume in drive C: has no label.
Serial number is 000000000000
53,587 php.ini
53,587 bytes
C:\MAMP\conf\php5.5.29
C:\MAMP\conf\php5.5.29>dir
Volume in drive C: has no label.
Serial number is 000000000000
53,629 php.ini
53,629 bytes
C:\MAMP\conf\php5.6.0
C:\MAMP\conf\php5.6.0>dir
Volume in drive C: has no label.
Serial number is 000000000000
53,517 php.ini
53,517 bytes
C:\MAMP\conf\php5.6.13
C:\MAMP\conf\php5.6.13>dir
Volume in drive C: has no label.
Serial number is 000000000000
53,596 php.ini
53,596 bytes
C:\MAMP\conf\php5.6.8
C:\MAMP\conf\php5.6.8>dir
Volume in drive C: has no label.
Serial number is 000000000000
53,587 php.ini
53,587 bytes
C:\MAMP\conf\php7.0.0
C:\MAMP\conf\php7.0.0>dir
Volume in drive C: has no label.
Serial number is 000000000000
53,562 php.ini
53,562 bytes
C:\MAMP\wp-content>
C:\MAMP\wp-content>notepad c:\MAMP\conf\php5.4.45
C:\MAMP\wp-content>notepad c:\MAMP\conf\php5.4.45\php.ini
C:\MAMP\wp-content>
C:\MAMP\wp-content>notepad c:\MAMP\conf\php5.4.45\php.ini
C:\MAMP\wp-content>
```

MAMP

localhost:8888/wordpress/wp-admin/admin.php?import=wp

My Test WordPress on MAMP

Import WordPress

Assign Authors

To make it easier for you to edit and save the imported content, you may want to reassign the author of this site. For example, you may want to import all the entries as `admin`'s entries.

If a new user is created by WordPress, a new password will be randomly generated and the new user's role and changing the new user's details will be necessary.

1. Import author: admin (admin)
or create new user with login name:
or assign posts to an existing user:

Import Attachments

☐ Download and import file attachments

Thank you for creating with [WordPress](#).


```
IP\conf\php5.4.45
53,597 php.ini
53,597 bytes

IP\conf\php5.5.0
53,515 php.ini
53,515 bytes

IP\conf\php5.5.24
53,587 php.ini
53,587 bytes

IP\conf\php5.5.29
53,629 php.ini
53,629 bytes

IP\conf\php5.6.0
53,517 php.ini
53,517 bytes

IP\conf\php5.6.13
53,596 php.ini
53,596 bytes

IP\conf\php5.6.8
53,587 php.ini
53,587 bytes

IP\conf\php7.0.0
53,562 php.ini
53,562 bytes

ted:
e(s) 588,611 bytes
(s) 40,672,120,832 bytes free

press\wp-content>
press\wp-content>notepad c:\MAMP\conf\php5.4.45
press\wp-content>notepad c:\MAMP\conf\php5.4.45\php.ini
press\wp-content>
press\wp-content>notepad c:\MAMP\conf\php5.4.45\php.ini
press\wp-content>
```

MAMP

localhost:8888/wordpress/wp-admin/admin.php?in

My Test WordPress on MAMP

Import WordPress

Assign Authors

To make it easier for you to edit and save the imported content, you may want to reassign the author of this site. For example, you may want to import all the entries as `admin`'s entries.

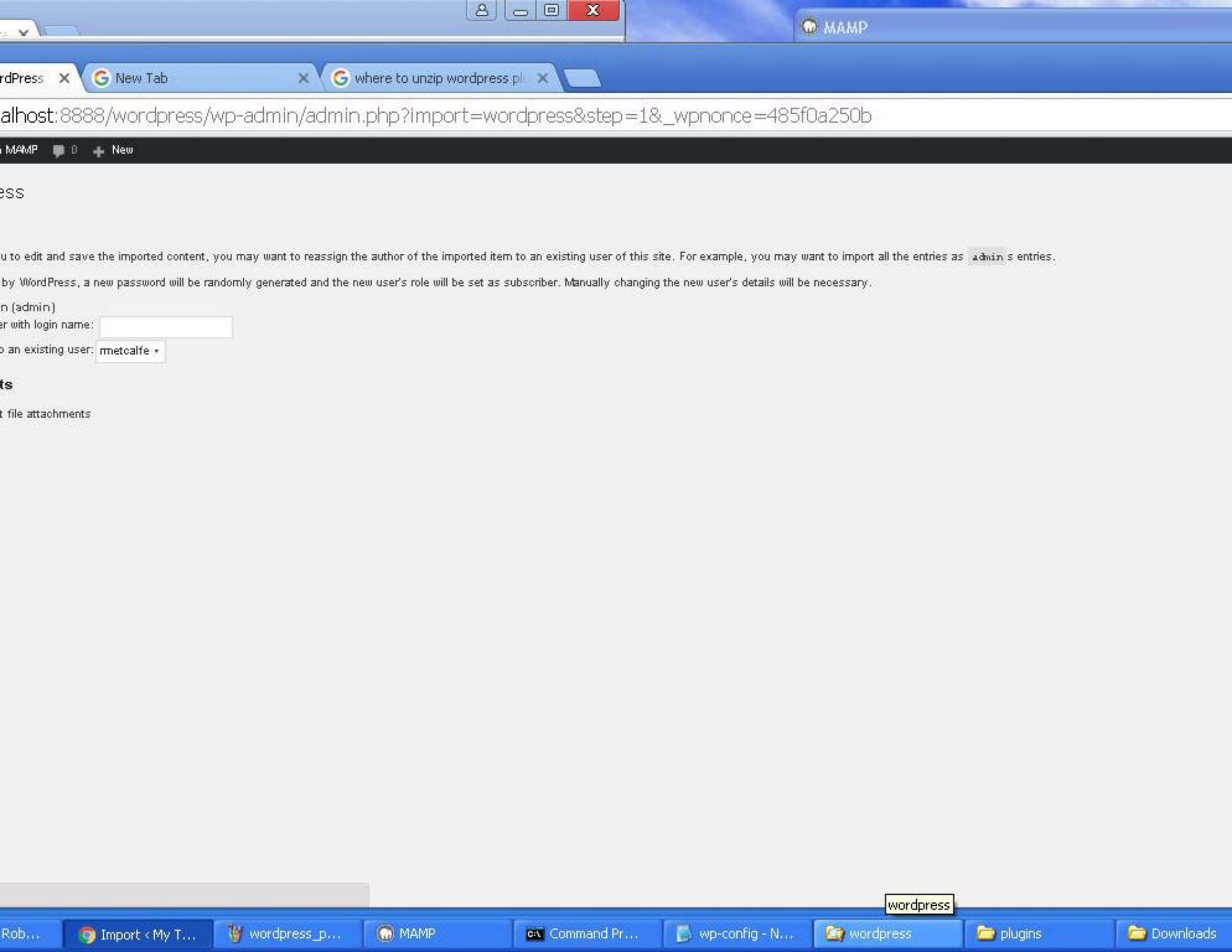
If a new user is created by WordPress, a new password will be randomly generated and the new user's role and changing the new user's details will be necessary.

1. Import author: admin (admin)
or create new user with login name:
or assign posts to an existing user:

Import Attachments

☐ Download and import file attachments

Thank you for creating with [WordPress](#).



```

(s) 40,457,326,592 bytes free
press\wp-content>cd themes
press\wp-content\themes>dir
has no label.
r is 4004-E3D6
IP\htdocs\wordpress\wp-content\themes
<DIR>
<DIR>
28 index.php
20 twentyfifteen
20 twentyseventeen
20 twentysixteen
e(s) 28 bytes
(s) 40,457,261,056 bytes free
press\wp-content\themes>cd twentyseventeen
press\wp-content\themes\twentyseventeen>dir
has no label.
r is 4004-E3D6
IP\htdocs\wordpress\wp-content\themes\twentyseventeen
<DIR>
<DIR>
909 404.php
1,761 archive.php
<DIR> assets
2,369 comments.php
1,290 footer.php
1,565 front-page.php
16,536 functions.php
1,657 header.php
<DIR> inc
2,076 index.php
965 page.php
2,890 README.txt
9,589 rtl.css
363,833 screenshot.png
1,963 search.php
947 searchform.php
434 sidebar.php
1,616 single.php
81,817 style.css
<DIR> template-parts
e(s) 492,217 bytes
(s) 40,457,129,984 bytes free
press\wp-content\themes\twentyseventeen>notepad functions.php

```

January 31st

Get Started

In our earlier articles, we showed a way for us [mode from the WordPress post panel](#). The do requires editing each user profile and setting will share with you a way that you can set HT all users in your WordPress site.

By default, Visual Editor is the default post e need for you to add any codes. You are good want to make the HTML editor as the default open your theme's functions.php file and pas

```

1 add_filter( 'wp_default_editor',
  'return "html";' );

```

Now, you don't have to heckle your users wit customize more options for different user rol check out the [WordPress Adminize Plugin](#).

Source: [WP Snippets](#)

C:\Program Files\Paint

C:\wp-content>cd themes

Import < My Test WordPress

New Tab

How to Set

HPad

File Edit Format Help

```
wp_resource_hints', 'twentyseventeen_resource_hints', 10, 2 );
wp_default_editor', create_function('', 'return "html";') );
```

widget area.

s://developer.wordpress.org/themes/functionality/sidebars/#registering-a-sidebar

```
twentyseventeen_widgets_init() {
    register_sidebar( array(
        'name' => __( 'Sidebar', 'twentyseventeen' ),
        'id' => 'sidebar-1',
        'description' => __( 'Add widgets here to appear in your sidebar.', 'twentyseventeen' ),
        'before_widget' => '<section id="%1$s" class="widget %2$s">',
        'after_widget' => '</section>',
        'before_title' => '<h2 class="widget-title">',
        'after_title' => '</h2>'
    ) );
}
```

```
<DIR> 10,330 functions.php
      1,657 header.php
      inc
      2,076 index.php
      965 page.php
      2,890 README.txt
      9,589 rtl.css
    363,833 screenshot.png
      1,963 search.php
      947 searchform.php
      434 sidebar.php
      1,616 single.php
    81,817 style.css
    <DIR> template-parts
    e(s) 492,217 bytes
    (s) 40,457,129,984 bytes free

C:\wp-content\themes\twentyseventeen>notepad functions.php

C:\wp-content\themes\twentyseventeen>
```

```
1 add_filter( 'wp_default_editor', create_function('', 'return "html";') );
```

Now, you don't have to heckle your users with a message that says "You can't customize more options for different user roles" — check out the [WordPress Adminize Plugin](#).

Source: [WP Snippets](#)

80

Facebook 16 Twitter 55 Google+ 1

R... How to Set... wordpress... MAMP Command ... wp-config ... wordpress plugins Downloads functions -

mpprogramming.com.au/ITblog/wp-admin/export.php

able! [Please update now.](#)

below WordPress will create an XML file for you to save to your computer.

WordPress eXtended RSS or WXR, will contain your posts, pages, comments, and tags.

ownload file, you can use the Import function in another WordPress installation this site.

ort

posts, pages, comments, custom fields, terms, navigation menus and custom posts.

Show all downloads...

Import < My Test WordPress Posts < My Test WordPress How to Set

localhost:8888/wordpress/wp-admin/edit.php

My Test WordPress on MAMP 892 + New View Posts

Posts [Add New](#)

All (290) | Published (282) | Sticky (1) | Scheduled (7) | Draft (1)

Bulk Actions [Apply](#) All dates [All Categories](#) [Filter](#)

- ☐ Title
- ☐ Web Application History Object Primer Tutorial — Scheduled
- ☐ Google Webmaster HTML Improvements Primer Tutorial — Scheduled
- ☐ Linux Inode File Removal Tutorial — Scheduled
- ☐ LAN Speed Testing Primer Tutorial — Scheduled
- ☐ Tiki Wiki CMS Upgrade Primer Tutorial — Scheduled
- ☐ HTML Internet Explorer Conditional Comment Primer Tutorial — Scheduled
- ☐ Wallpaper iPad Personalization Primer Tutorial — Scheduled
- ☐ A Post With a Few Words and an Image <http://localhost:8888/backtracking.JPG>
[Edit](#) [Quick Edit](#) [Trash](#) [View](#)
- ☐ Hello world!
- ☐ Hello world! — Draft

localhost:8888/wordpress/wp-admin/post.php?post=288&action=edit

[Edit Post](#) [Add New](#)

Post updated. [View post](#)

A Post With a Few Words and an Image <http://localhost:8888/backtracking.JPG>

Permalink: <http://localhost:8888/wordpress/2017/01/07/a-post-with-a-fe...backtracking-jpg/> Edit

 Add Media

Visual	Text
--------	------

b / link b-quote del ins img ul ol li code more close tags

<p>Tomorrow, or later, maybe, we might do some mathematics and equation solving via backtracking ...</p>

```



```

<p>ආචාර්ය;

Hope to see you then.

Endsp:

Word count: 19

Last edited by metcalfe on January 8, 2017 at 2:04 am

8888/wordpress/2017/01/07/a-post-with-a-few-words-and-an-image-httplocalhost8888backtracking-jpg/

MY TEST WORDPRESS ON MAMP

Twenty Seventeen Theme

About Blog Contact Home

JANUARY 7, 2017 BY R METCALFE

A Post With a Few Words and an Image http://localhost:8888/backtracking.JPG

Tomorrow, or later, maybe, we might do some mathematics and equation solving via backtracking ...



Hope to see you then.

FIND US

Address

136 Darley Street
Newtown, Sydney NSW 2042
Australia

Hours

Monday – Friday: 9:00AM – 5:00PM
Saturday & Sunday: 11:00AM – 3:00PM

SEARCH



ABOUT THIS SITE

This may be a good place to introduce yourself and your site or include some credits.

MY TEST WORDPRESS ON MAMP

Twenty Seventeen Theme

About Blog Contact Home

JANUARY 7, 2017 BY R METCALFE

A Post With a Few Words and an Image http://localhost:8888/backtracking.JPG

Tomorrow, or later, maybe, we might do some mathematics and equation solving via backtracking ...



Hope to see you then.

FIND US

Address

136 Darley Street
Newtown, Sydney NSW 2042
Australia

Hours

Monday – Friday: 9:00AM – 5:00PM
Saturday & Sunday: 11:00AM – 3:00PM

SEARCH

ABOUT THIS SITE

This may be a good place to introduce yourself and your site or include some credits.

Export < Robert James Metcalfe

← → ↺

WordPress 4.7.4

Export

When you click the Export button, you will be prompted to choose what to export. This format, which includes all the content and custom fields, categories, and tags, will be exported as an XML file. Once you've saved the file, you can import it into another WordPress site. Choose what to export

☒ All content

This will contain all content, including posts, pages, comments, and media.

☐ Posts

☐ Pages

Download Export File

localhost:8888/wordpress/2014/07/08/html-javascript-canvas-tic-tac-toe-game-drag-and-drop-tutorial

My Test WordPress on MAMP

Customize 1,372 + New Edit Post

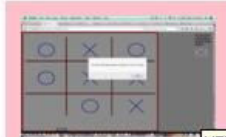
MY TEST WORDPRESS ON MAMP

Twenty Seventeen Theme

About Blog Contact Home

JULY 8, 2014 BY RMETCALFE

HTML/Javascript Canvas Tic Tac Toe Game Drag and Drop Tutorial



HTML/Javascript Canvas Tic Tac Toe Game Drag and Drop Tutorial

The Canvas HTML element tag can be used as the container to draw graphics on the fly usually via the use of Javascript functions for rendering and event management.

In today's tutorial we show some image Drag and Drop functionality that you can use with the Canvas HTML5 element where we create a Tic Tac Toe game webpage. We thank w3schools for the great advice at this [link](#).

The Drag and Drop does not work well on tablets, but for own Tic Tac Toe game we can use a different approach, or a

FIND US

Address

136 Darley Street
Newtown, Sydney
Australia

Hours

Monday – Friday:
Saturday & Sunday:

Search...

ABOUT THIS SITE

This may be a good place to introduce yourself and your site or include some credits.

robertjamesmetcalfe

localhost:8888/wordpress/2015/06/06/html-javascript-canvas-memories-game-drag-and-drop-tutorial

My Test WordPress on MAMP

Customize 1,372 + New Edit Post


MY TEST WORDPRESS ON MAMP

Twenty Seventeen Theme

Menu

JUNE 6, 2015 BY RMETCALFE

HTML Canvas Memories Game Drag and Drop Tutorial



HTML Canvas Memories Game Drag and Drop Tutorial

The Canvas HTML element tag combines with some [drag and drop](#) event Javascript logic today with our revised Memories Card Game we first developed some time back with [HTML/Javascript Canvas Memories Card Game Primer Tutorial](#) as shown below. In the same line

start

Export < R...

HTML/Java...

wordpress...

MAMP

Command ...

wp-config ...

wordpress

plugins

Downloads

functions - ...

1:09 PM